

Downlight Specification

AR75L1

— Aurora series



◎ Basic Parameters

- Material: AL1060, spraying surface
- Driver Installation: Remote
- IP grade: IP20
- CCT: 2700/3000/3500/4000K optional
- CRI: 90
- SDCM(Light source): <3 Step (ANSI)
- Beam angle: Wall washer
- UGR(X=4H,Y=8H): /
- Lighting direction: Downward
- Dimming method: Non / 0-10V / Triac/ DALI optional
- Input voltage: AC220-240V
- Working temperature: -15°C~30°C
- Application: Indoor
- Installation: Recessed
- Certification: CE, ROHS, Reach
- Warranty: 5 years



◎ Frame Color



White

◎ Reflector type

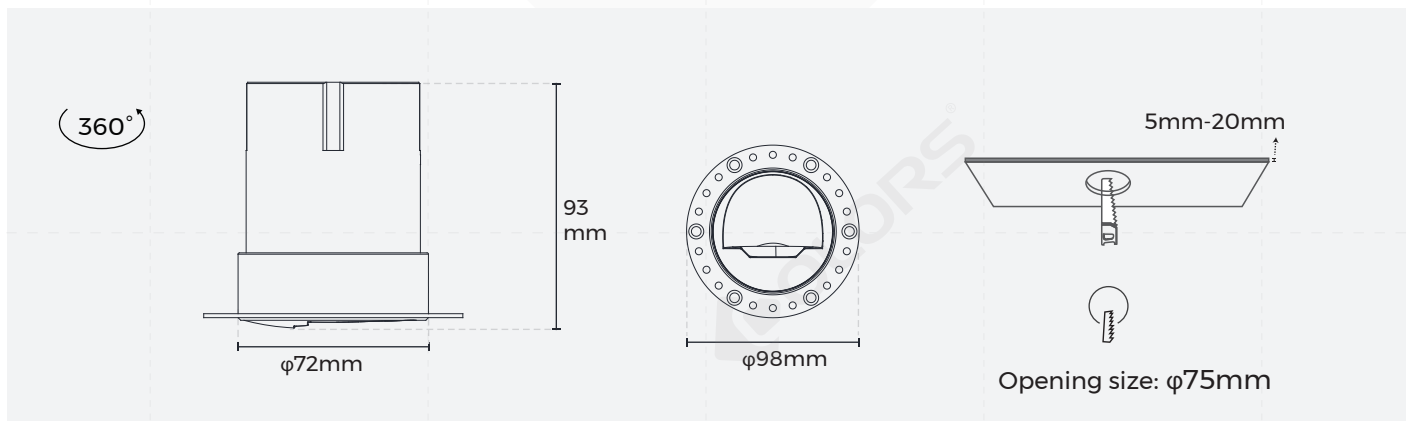


Mirror



Black chrome

◎ Product mechanical data



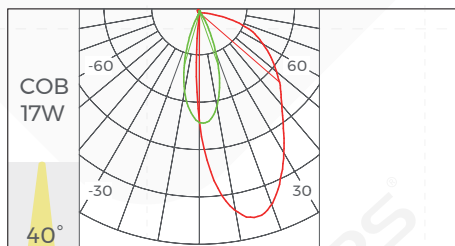
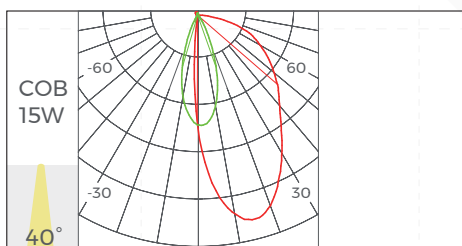
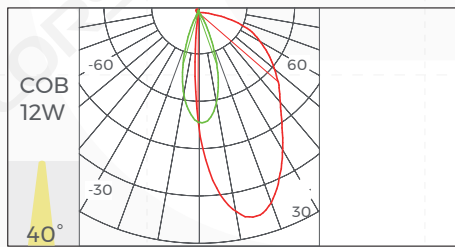
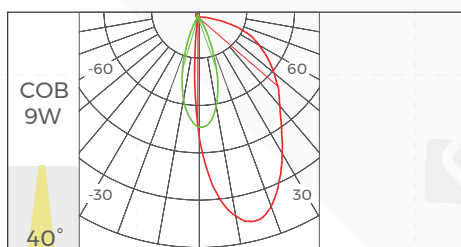
©Luminaire Parameters

Model	Size (mm)	Opening (mm)	Input (LED)	Power.tpy (W)	CRI	CCT	Beam Angle	Lumen (LM)
AR75L1	φ81*93	φ75	36V/200mA	9	>90	3000K	Wall washer	450
			36V/300mA	12				600
			36V/350mA	15				750
			36V/400mA	17				850

Note:

- The above parameters were tested based on Ra90, 3000K, light source;
2700K Light efficiency & Luminous flux=3000K*0.95
3500K Light efficiency & Luminous flux=3000K*1.05
4000K Light efficiency & Luminous flux=3000K*1.08
- The input voltage and input current belong to the light source.
- luminous flux is allowed to have a ±10% error range;
- The above parameters are typical values.

©Optical Parameter



◎Packing

Model	Size (mm/box)	Quantity /box	Quantity /carton	NW (kg/box)	NW (kg/carton)	CW (kg)	Size (mm/carton)
DL-AR75L1-099030WW-NWM	156*156*124	1	24	0.4	9.6	14.7	636*480*262

◎Model Code

DL - A	E	75	L	1	-	09	90	30	WW	-	N	W	M
System DL: Downlights	Series A: Aurora	Installation E: Recessed R: Trimless Recessed	Opening Size 35: ø55mm 75: ø75mm 95: ø95mm	Diffuser L: Lens	Type 1: Vertical angle is not adjustable	Type Power 09: 9W	CRI 90: Ra>90	CCT 27: 2700K 30: 3000K 35: 3500K 40: 4000K	Beam angle WW: wall washer	Dimming Method N: Non-Dimming D: 0-10V Dimming A: DALI Dimming X: No Power	Color W: White(Frame) B: Black(Frame)	Reflector Color M: Mirror C: Black chrome	

◎Attentions

- 1- Non-professionals are prohibited from installing, disassembling and repairing the product.
- 2- Avoid scratching, distortion and irregular bending of the product during installation; otherwise it may cause irreparable damage to the product.
- 3- Please use professional cutting tools when cutting
- 4- Do not use any acid or alkaline adhesive to fix products
- 5- The product is only suitable for indoor dry places, can not be used in outdoor, seaside or wet environment.