

INFINITE LIGHTS

A Highly Customizable Lighting Solution

Infinite Lights System

A Highly Customizable Lighting Solution

The Infinite Lights series is a highly customizable lighting solution that revolutionizes the boundaries of customized lighting with its innovative production processes and modular product design concepts. It breaks free from the limitations of product size and shape, giving designers unprecedented freedom to transform graphics into lighting fixtures at will.



Any Width Customizable

Offering mainstream size options of 35/50/70mm, and custom sizes ranging from 35mm to 120mm are also supported to meet various space requirements.



Multiple Optical Options

Meet different optical requirements

A Highly Customizable Lighting Solution


Diffuser
High-Efficiency
Up to 135LM/W

Prismatic
Low-Glare
UGR ≤ 19
Up to 120LM/W

Multiple Color Options

The exquisite powder coating process enhances the product's texture. Infinite Lights offers 8 standard colors and can also provide any custom colors you desire.

- Matte Black
- Matte White
- Matte Silver
- Matte Orange
- Matte Blue
- Matte Green
- Rose Gold
- Champagne Gold



Multiple Dimming Method

A Highly Customizable Lighting Solution

Outfitted with slim and high-quality power supply, Perfectly built in linear luminaire, achieves free light tuning.



Brand Power




Non-Dimming



1-10V Dimming



DALI Dimming



100%



75%



50%



25%



Certification & Warranty

A Highly Customizable Lighting Solution

Handpicked international brand PHILIPS LEDs, LM80, CE, UKCA certified, 5-year warranty.

SDCM≤3

1 BIN ONLY | 3 SDCM≤3 | Same Forever

Brand LEDs

PHILIPS

High CRI

CRI>80
CRI>90


CB | EN25 | ETL US | CE | UKCA | RoHS | Reach | LM-80

WARRANTY 5 years WARRANTY

Product Logic

MODULES

Free combinations, infinite possibilities



READY-MADE SHAPES

Multiple options, simple and efficient



CUSTOMIZATION


Draw your idea, We will light it up!



MODULES

Infinite Lights offers a variety of standard modules that designers can freely combine and extend to create the most suitable shape for the space. The quick-connect design of the modules makes the installation of complex shapes easy and efficient.

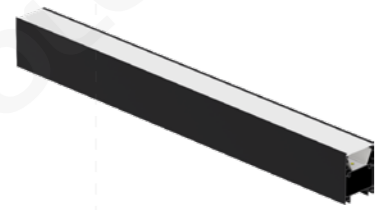
A Highly Customizable Lighting Solution



Product Overview

A Highly Customizable Lighting Solution

Line



Line

Curve



Curve 60



Curve 90



Curve 120




Curve 180

L shape



L60




L90




L120

X shape



X90




X120

Y shape



Y90



Y120

Net shape



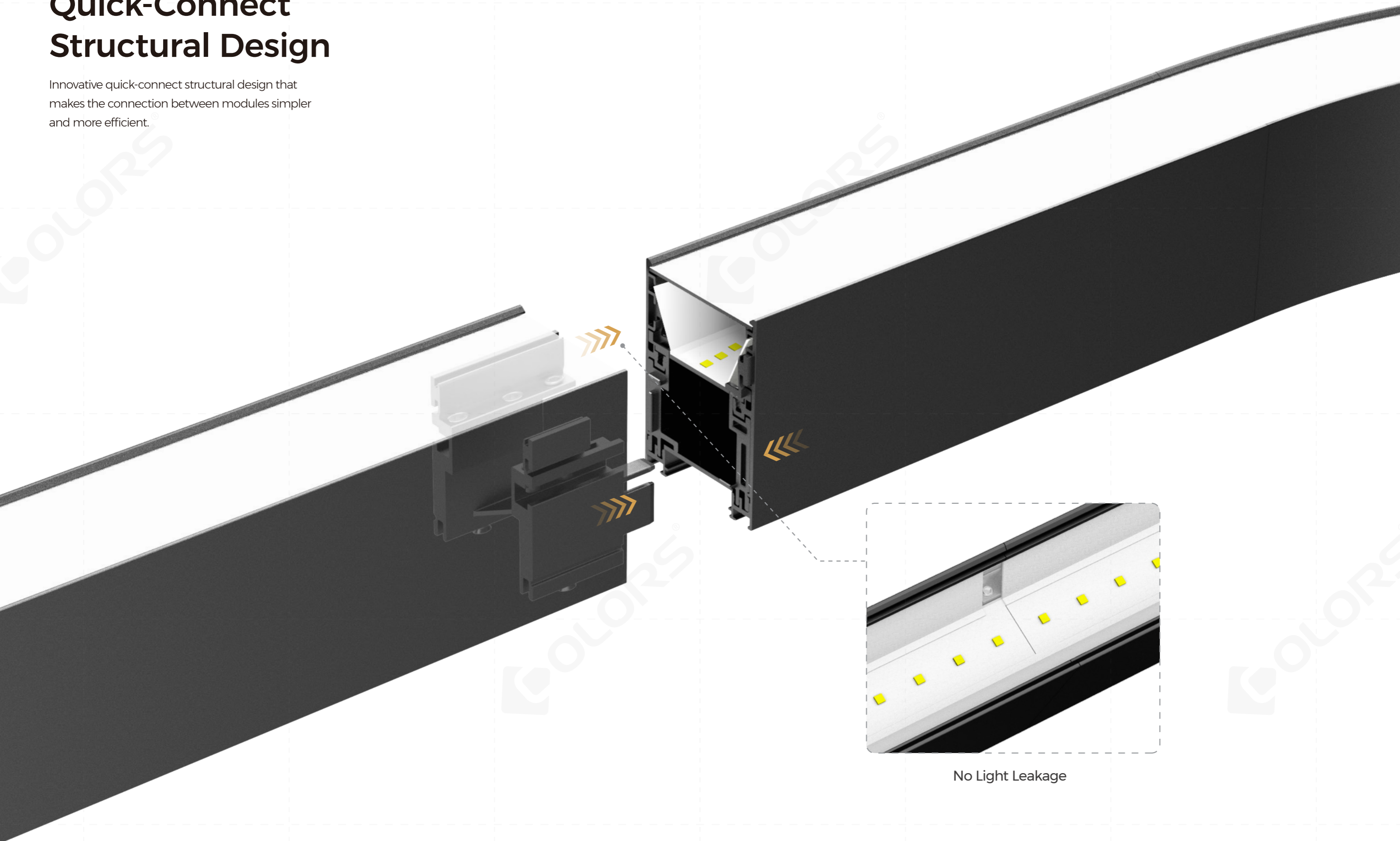
Net Y60



Net X90

Quick-Connect Structural Design

Innovative quick-connect structural design that makes the connection between modules simpler and more efficient.



No Light Leakage

Non-Directional Terminal Design

Non-directional terminal design that simplifies and enhances the efficiency of electrical connections between modules.

① Calculated Molding Current

Model Total Current

$$1A + 0.5A + 0.5A + 0.5A + 1A = 3.5A$$

2A

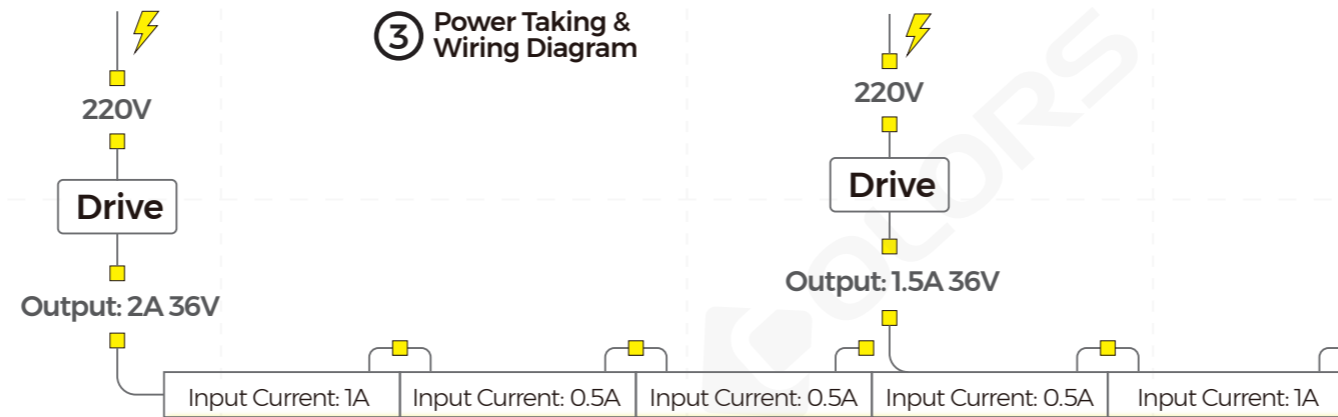
1.5A

② Select Power Supply

Drive

Output: 2A & 1.5A

③ Power Taking & Wiring Diagram




MAX CURRENT: 2A

The total current of the design should be consistent with the output current of the power supply

AC 220V

Drive

DC 36V

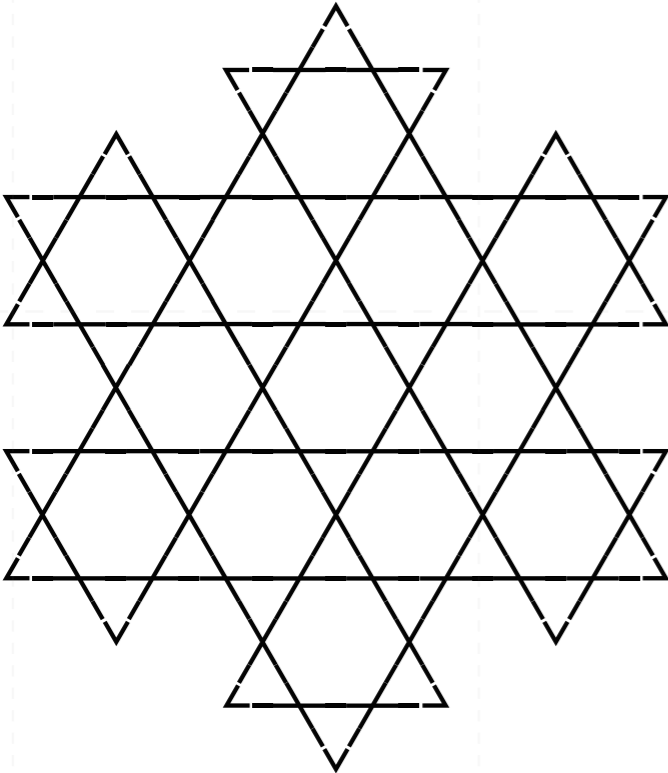


Non-directional

Free Combinations, Infinite Possibilities

Designers can freely combine and extend elements to create the most suitable shape for the space.

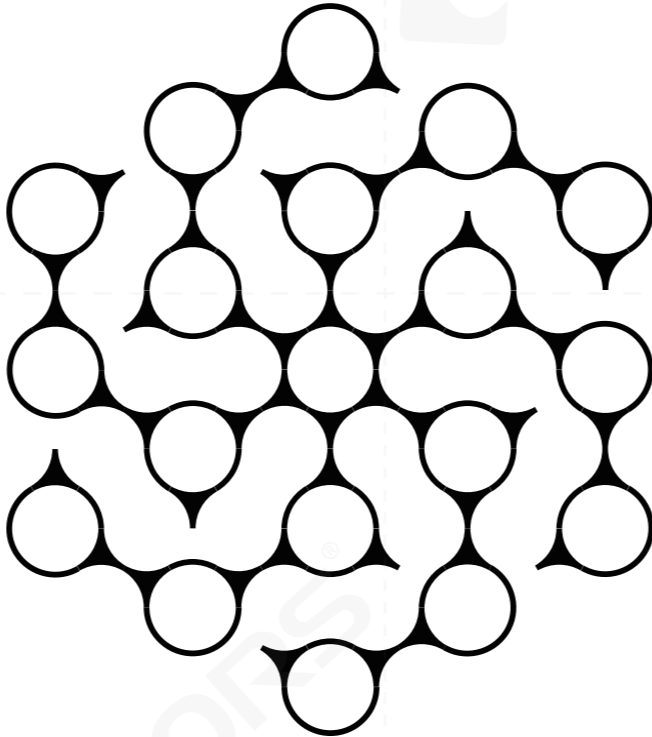
Triangle Modelling



Model Consists of:

- 126PCS Line
- 18PCS L60
- 48PCS X60

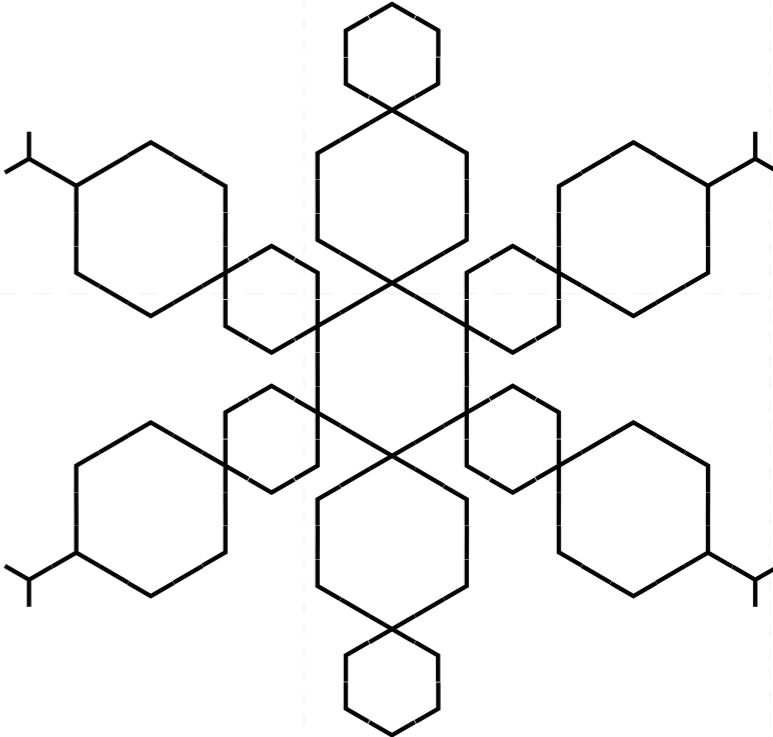
Net Modelling



Model Consists of:

- 60PCS Net Y60
- 30PCS Curve 90
- 12PCS Curve 180

Hexagon Modelling



Model Consists of:

- 66PCS Line
- 50PCS L120
- 12PCS X60
- 8PCS Y120

Curve



Curve 60

Quick info

UGR<19
 Up to 135LM/W
 SDCM≤3
 5-year Warranty
 IP20
 L80, 50,000H
 CB,ENEC,ETL,CE,UKCA,ROHS,REACH,LM-80

Order option

Optical
 Diffuser
 Prismatic(UGR <19)

CCT
 2700K / 3000K / 3500K / 4000K
 5000K / 6500K

CRI
 >80 / >90

Control
 ON/OFF / 1-10V / DALI2+PUSH

Coating
 Black / White / Silver / Orange / Blue
 Green / Rose gold / Champagne gold

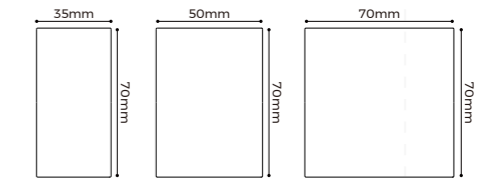
Power
 35: 20W/M 50: 25W/M 70: 33W/M

Version
 Regular High-efficiency

Size
 D450 / D600 / D800 / D1000 / D1200
 D1500 / D2000 / D3000mm

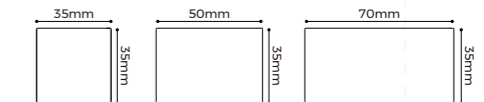


Pendant



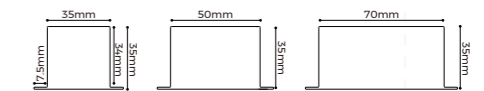
Model: MS3570D -DXXXXA60	Model: MS5070D-C -DXXXXA60	Model: MS7070D -DXXXXA60
Model: MS3570P -DXXXXA60	Model: MS5070P -DXXXXA60	Model: MS7070P -DXXXXA60

Ceiling



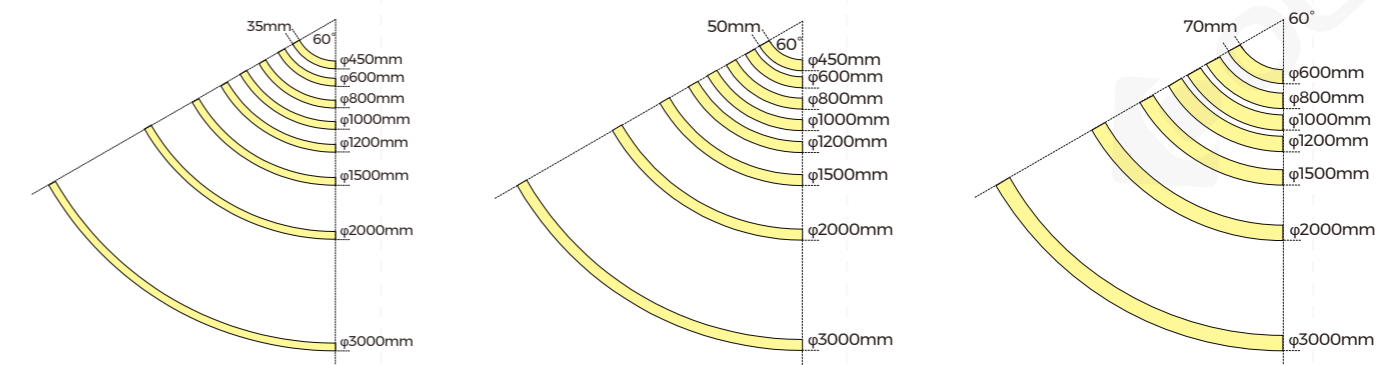
Model: MS3535D -DXXXXA60	Model: MS5035D -DXXXXA60	Model: MS7035D -DXXXXA60
Model: MS3535P -DXXXXA60	Model: MS5035P -DXXXXA60	Model: MS7035P -DXXXXA60

Recessed



Model: ME3535D -DXXXXA60	Model: ME5035D -DXXXXA60	Model: ME7035D -DXXXXA60
Model: ME3535P -DXXXXA60	Model: ME5035P -DXXXXA60	Model: ME7035P -DXXXXA60

Size selection



Curve 90

Quick info

UGR<19
Up to 135LM/W
SDCM≤3
5-year Warranty
IP20
L80, 50,000H
CB,ENEC,ETL,CE,UKCA,ROHS,REACH,LM-80

Order option

Optical
Diffuser
Prismatic(UGR <19)

CCT
2700K / 3000K / 3500K / 4000K
5000K / 6500K

CRI
>80 / >90

Control
ON/OFF / 1-10V / DALI2+PUSH

Coating
Black / White / Silver / Orange / Blue
Green / Rose gold / Champagne gold

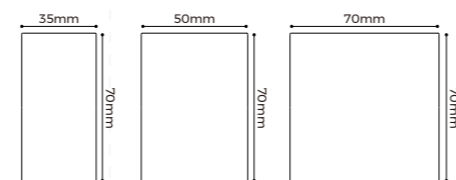
Power
35: 20W/M 50: 25W/M 70: 33W/M

Version
Regular High-efficiency

Size
D450 / D600 / D800 / D1000 / D1200
D1500 / D2000 / D3000mm

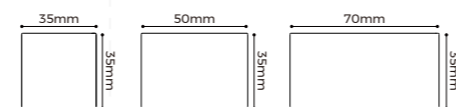


Pendant



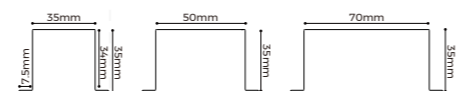
Model: MS3570D -DXXXXA90	Model: MS5070D -DXXXXA90	Model: MS7070D -DXXXXA90
MS3570P -DXXXXA90	MS5070P -DXXXXA90	MS7070P -DXXXXA90

Ceiling



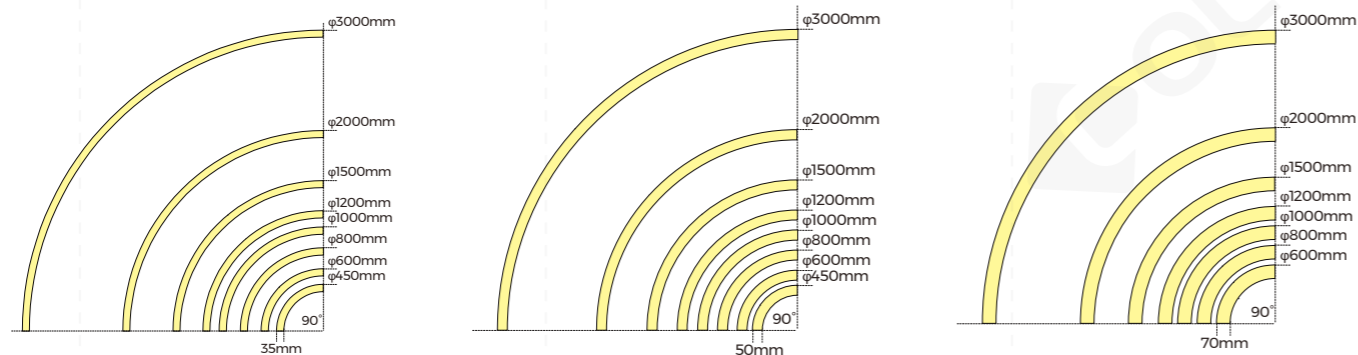
Model: MS3535D -DXXXXA90	Model: MS5035D -DXXXXA90	Model: MS7035D -DXXXXA90
MS3535P -DXXXXA90	MS5035P -DXXXXA90	MS7035P -DXXXXA90

Recessed



Model: ME3535D -DXXXXA90	Model: ME5035D -DXXXXA90	Model: ME7035D -DXXXXA90
ME3535P -DXXXXA90	ME5035P -DXXXXA90	ME7035P -DXXXXA90

Size selection



Curve 120

Quick info

UGR<19
Up to 120LM/W
SDCM≤3
5-year Warranty
IP20
L80, 50,000H
CB,ENEC,ETL,CE,UKCA,ROHS,REACH,LM-80

Order option

Optical
Diffuser
Prismatic(UGR <19)

CCT
2700K / 3000K / 3500K / 4000K
5000K / 6500K

CRI
>80 / >90

Control
ON/OFF / 1-10V / DALI2+PUSH

Coating
Black / White / Silver / Orange / Blue
Green / Rose gold / Champagne gold

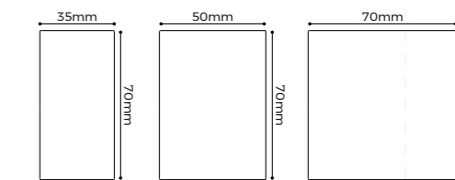
Power
35: 20W/M 50: 25W/M 70: 33W/M

Version
Regular High-efficiency

Size
D450 / D600 / D800 / D1000 / D1200
D1500 / D2000 / D3000mm

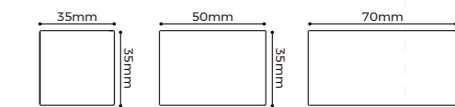


Pendant



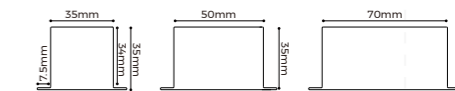
Model: MS3570D -DXXXXA120	Model: MS5070D -DXXXXA120	Model: MS7070D -DXXXXA120
MS3570P -DXXXXA120	MS5070P -DXXXXA120	MS7070P -DXXXXA120

Ceiling



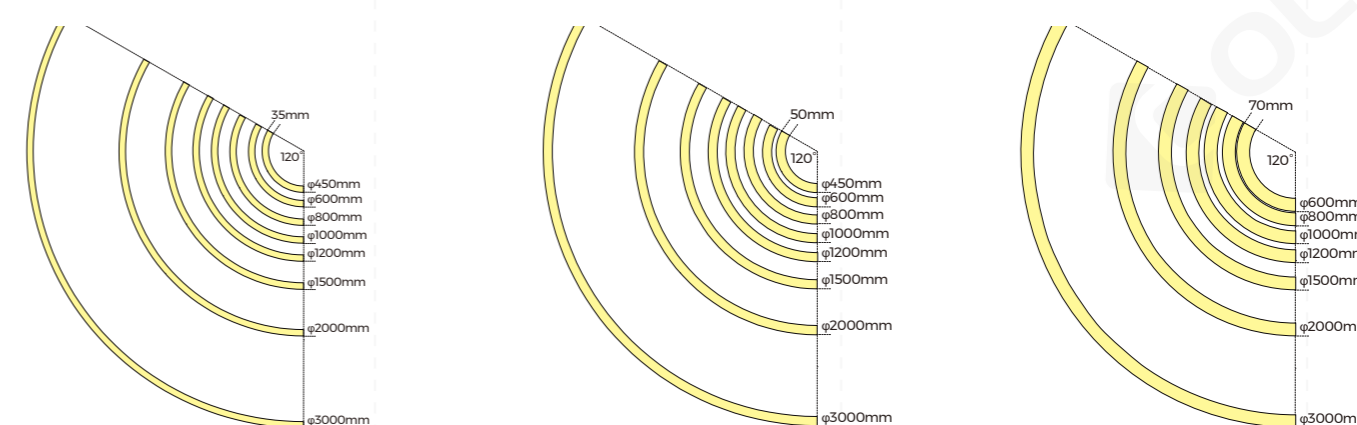
Model: MS3535D -DXXXXA120	Model: MS5035D -DXXXXA120	Model: MS7035D -DXXXXA120
MS3535P -DXXXXA120	MS5035P -DXXXXA120	MS7035P -DXXXXA120

Recessed



Model: ME3535D -DXXXXA120	Model: ME5035D -DXXXXA120	Model: ME7035D -DXXXXA120
ME3535P -DXXXXA120	ME5035P -DXXXXA120	ME7035P -DXXXXA120

Size selection



Curve 180

Quick info

UGR<19
 Up to 135LM/W
 SDCM≤3
 5-year Warranty
 IP20
 L80, 50,000H
 CB,ENEC,ETL,CE,UKCA,ROHS,REACH,LM-80

Order option

Optical
 Diffuser

Prismatic(UGR <19)

CCT
 2700K / 3000K / 3500K / 4000K
 5000K / 6500K

CRI
 >80 / >90

Control
 ON/OFF / 1-10V / DALI2+PUSH

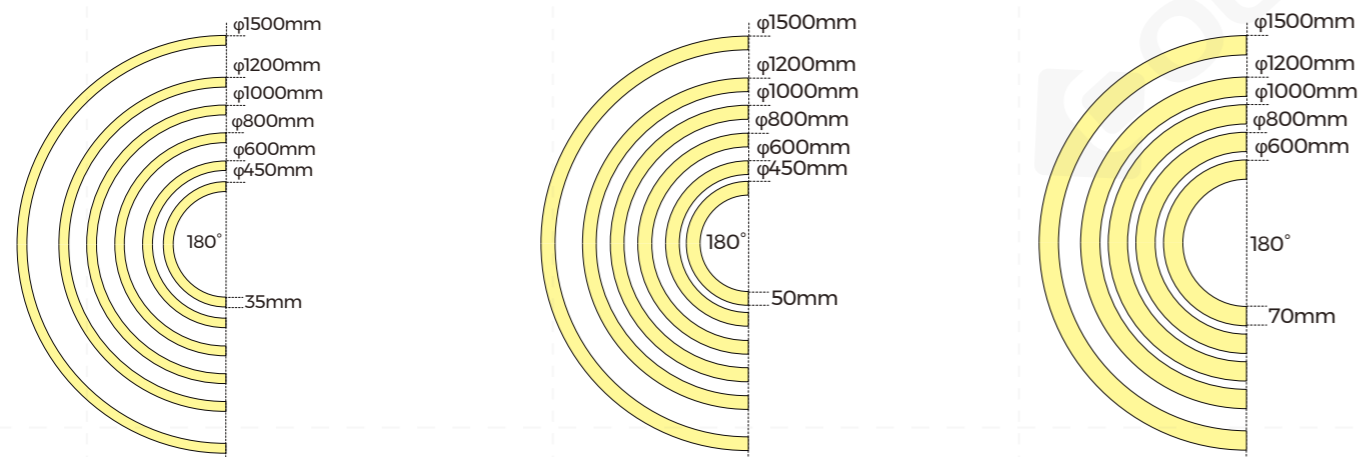
Coating
 Black / White / Silver / Orange / Blue
 Green / Rose gold / Champagne gold

Power
 35: 20W/M 50: 25W/M 70: 33W/M

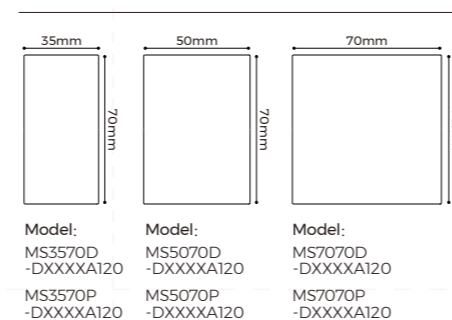
Version
 Regular High-efficiency

Size
 D450 / D600 / D800 / D1000
 D1200 / D1500mm

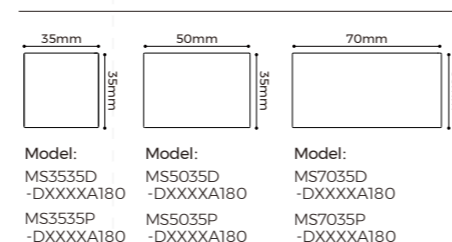
Size selection



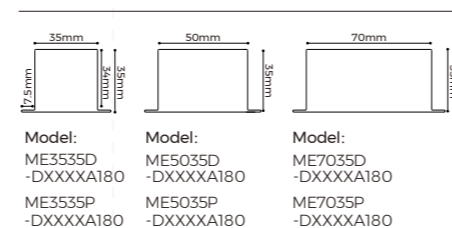
Pendant



Ceiling



Recessed



Luminaire Parameters

Mail Model	Optical	Size (mm)	Angle (°)	Input Voltage (V)	Output Current (A)	Type Power (W/PCS)	Lumens-R (LM/PCS)	Lumens-H (LM/PCS)	CRI	CCT	Dimming	
MS3535D-DXXXX MS3570D-DXXXX ME3535D-DXXXX	Diffuser	450	60°	DC36V	0.11	4.3	430	522	>80	2700K 3000K 3500K 4000K 5000K 6500K	Non-dimming 1-10V DALI	
			90°	DC36V	0.16	6.3	630	759				
			120°	DC36V	0.225	9	890	1067				
			180°	DC36V	0.325	13	1285	1542				
			600	60°	DC36V	0.15	6.0	600				720
				90°	DC36V	0.225	9	890				1067
				120°	DC36V	0.3	12	1186				1423
			800	180°	DC36V	0.45	18	1779				2135
				60°	DC36V	0.2	8	791				949
		90°		DC36V	0.3	12	1186	1423				
		1000	120°	DC36V	0.4	16	1581	1898				
			60°	DC36V	0.25	10	988	1186				
			90°	DC36V	0.375	15	1483	1779				
		1200	180°	DC36V	0.5	20	1977	2372				
			60°	DC36V	0.3	12	1186	1423				
			90°	DC36V	0.45	18	1779	2135				
		1500	120°	DC36V	0.6	24	2372	2847				
			60°	DC36V	0.4	16	1581	1898				
			90°	DC36V	0.6	24	2372	2847				
		2000	180°	DC36V	0.8	32	3163	3795				
			60°	DC36V	0.4	16	1581	1898				
			90°	DC36V	0.6	24	2372	2847				
		3000	120°	DC36V	1.2	47	4744	5693				
			60°	DC36V	0.53	21	2095	2514				
90°	DC36V		0.8	32	3163	3795						
			180°	DC36V	1.06	42	4191	5029				
			60°	DC36V	0.8	32	3163	3795				
			90°	DC36V	1.2	47	4744	5693				
			120°	DC36V	1.6	63	6326	7591				

Note:
 1. The output data is based on white color luminaire with Ra80,4000K;
 2. The tolerance of output data can be vary up to 15%;
 3. The output data is typical value.
 4. Type Power and lumen data are calculated with power supply.

Mail Model	Optical	Size (mm)	Angle (°)	Input Voltage (V)	Output Current (A)	Type Power (W/PCS)	Lumens-R (LM/PCS)	Lumens-H (LM/PCS)	CRI	CCT	Dimming
MS3535P-DXXXX MS3570P-DXXXX ME3535P-DXXXX	Prismatic	450	60°	DC36V	0.11	4.3	370	457	>80 >90	2700K 3000K 3500K 4000K 5000K 6500K	Non-dimming 1-10V DALI
			90°	DC36V	0.16	6.3	538	664			
			120°	DC36V	0.225	9	756	934			
			180°	DC36V	0.325	13	1092	1349			
		600	60°	DC36V	0.15	6.0	510	630			
			90°	DC36V	0.225	9	756	934			
			120°	DC36V	0.3	12	1008	1245			
			180°	DC36V	0.45	18	1512	1868			
		800	60°	DC36V	0.2	8	672	830			
			90°	DC36V	0.3	12	1008	1245			
			120°	DC36V	0.4	16	1344	1660			
			180°	DC36V	0.6	24	2016	2491			
		1000	60°	DC36V	0.25	10	840	1038			
			90°	DC36V	0.375	15	1260	1557			
			120°	DC36V	0.5	20	1680	2076			
		1200	180°	DC36V	0.75	30	2520	3113			
			60°	DC36V	0.3	12	1008	1245			
			90°	DC36V	0.45	18	1512	1868			
			120°	DC36V	0.6	24	2016	2491			
		1500	180°	DC36V	0.9	36	3024	3736			
			60°	DC36V	0.4	16	1344	1660			
			90°	DC36V	0.6	24	2016	2491			
			120°	DC36V	0.8	32	2688	3321			
		2000	180°	DC36V	1.2	47	4033	4981			
60°	DC36V		0.53	21	1781	2200					
90°	DC36V		0.8	32	2688	3321					
120°	DC36V		1.06	42	3562	4400					
3000	60°	DC36V	0.8	32	2688	3321					
	90°	DC36V	1.2	47	4033	4981					
	120°	DC36V	1.6	63	5377	6642					

Note:
 1. The output data data is based on white color luminaire with Ra80,4000K;
 2. The tolerance of output data can be vary up to 15%;
 3. The output data is typical value.
 4. Type Power and lumen data are calculated with power supply.

Mail Model	Optical	Size (mm)	Angle (°)	Input Voltage (V)	Output Current (A)	Type Power (W/PCS)	Lumens-R (LM/PCS)	Lumens-H (LM/PCS)	CRI	CCT	Dimming
MS5035D-DXXXX MS5070D-DXXXX ME5035D-DXXXX	Diffuser	450	60°	DC36V	0.14	5.5	553	664	>80 >90	2700K 3000K 3500K 4000K 5000K 6500K	Non-dimming 1-10V DALI
			90°	DC36V	0.187	7.4	739	887			
			120°	DC36V	0.28	11	1107	1328			
			180°	DC36V	0.375	15	1483	1779			
		600	60°	DC36V	0.187	7.4	739	887			
			90°	DC36V	0.28	11	1107	1328			
			120°	DC36V	0.375	15	1483	1779			
			180°	DC36V	0.56	22	2214	2657			
		800	60°	DC36V	0.25	10	988	1186			
			90°	DC36V	0.35	14	1384	1660			
			120°	DC36V	0.5	20	1977	2372			
			180°	DC36V	0.7	28	2767	3321			
		1000	60°	DC36V	0.3	12	1186	1423			
			90°	DC36V	0.45	18	1779	2135			
			120°	DC36V	0.6	24	2372	2847			
		1200	180°	DC36V	0.9	36	3558	4270			
			60°	DC36V	0.375	15	1483	1779			
			90°	DC36V	0.56	22	2214	2657			
			120°	DC36V	0.75	30	2965	3558			
		1500	180°	DC36V	1.125	44	4448	5337			
			60°	DC36V	0.47	19	1858	2230			
			90°	DC36V	0.7	28	2767	3321			
			120°	DC36V	0.94	37	3716	4460			
		2000	180°	DC36V	1.4	55	5535	6642			
60°	DC36V		0.6	24	2372	2847					
90°	DC36V		0.9	36	3558	4270					
120°	DC36V		1.2	47	4744	5693					
3000	60°	DC36V	0.9	36	3558	4270					
	90°	DC36V	1.35	53	5337	6405					
	120°	DC36V	1.8	71	7116	8540					

Note:
 1. The output data data is based on white color luminaire with Ra80,4000K;
 2. The tolerance of output data can be vary up to 15%;
 3. The output data is typical value.
 4. Type Power and lumen data are calculated with power supply.

Mail Model	Optical	Size (mm)	Angle (°)	Input Voltage (V)	Output Current (A)	Type Power (W/PCS)	Lumens-R (LM/PCS)	Lumens-H (LM/PCS)	CRI	CCT	Dimming
MS5035P-DXXXX MS5070P-DXXXX ME5035P-DXXXX	Prismatic	450	60°	DC36V	0.14	5.5	498	664	>80 >90	2700K 3000K 3500K 4000K 5000K 6500K	Non-dimming 1-10V DALI
			90°	DC36V	0.187	7.4	665	887			
			120°	DC36V	0.28	11	996	1328			
			180°	DC36V	0.375	15	1334	1779			
		600	60°	DC36V	0.187	7.4	665	887			
			90°	DC36V	0.28	11	996	1328			
			120°	DC36V	0.375	15	1334	1779			
			180°	DC36V	0.56	22	1993	2657			
		800	60°	DC36V	0.25	10	890	1186			
			90°	DC36V	0.35	14	1245	1660			
			120°	DC36V	0.5	20	1779	2372			
			180°	DC36V	0.7	28	2491	3321			
		1000	60°	DC36V	0.3	12	1067	1423			
			90°	DC36V	0.45	18	1601	2135			
			120°	DC36V	0.6	24	2135	2847			
		1200	180°	DC36V	0.9	36	3202	4270			
			60°	DC36V	0.375	15	1334	1779			
			90°	DC36V	0.56	22	1993	2657			
		1500	120°	DC36V	0.75	30	2669	3558			
			180°	DC36V	1.125	44	4003	5337			
			60°	DC36V	0.47	19	1672	2230			
			90°	DC36V	0.7	28	2491	3321			
		2000	120°	DC36V	0.94	37	3345	4460			
			180°	DC36V	1.4	55	4981	6642			
60°	DC36V		0.6	24	2135	2847					
90°	DC36V		0.9	36	3202	4270					
3000	120°	DC36V	1.2	47	4270	5693					
	60°	DC36V	0.9	36	3202	4270					
	90°	DC36V	1.35	53	4803	6405					
			120°	DC36V	1.8	71	6405	8540			

Note:
 1. The output data data is based on white color luminaire with Ra80,4000K;
 2. The tolerance of output data can be vary up to 15%;
 3. The output data is typical value.
 4. Type Power and lumen data are calculated with power supply.


Mail Model	Optical	Size (mm)	Angle (°)	Input Voltage (V)	Output Current (A)	Type Power (W/PCS)	Lumens-R (LM/PCS)	Lumens-H (LM/PCS)	CRI	CCT	Dimming
MS7035D-DXXXX MS7070D-DXXXX ME7035D-DXXXX	Diffuser	600	60°	DC36V	0.25	10	1087	1334	>80 >90	2700K 3000K 3500K 4000K 5000K 6500K	Non-dimming 1-10V DALI
			90°	DC36V	0.35	14	1522	1868			
			120°	DC36V	0.5	20	2174	2669			
			180°	DC36V	0.7	28	3044	3736			
		800	60°	DC36V	0.375	15	1631	2001			
			90°	DC36V	0.56	22	2435	2989			
			120°	DC36V	0.75	30	3262	4003			
			180°	DC36V	1.12	44	4871	5978			
		1000	60°	DC36V	0.4	16	1740	2135			
			90°	DC36V	0.6	24	2609	3202			
			120°	DC36V	0.8	32	3479	4270			
			180°	DC36V	1.2	47	5219	6405			
		1200	60°	DC36V	0.5	20	2174	2669			
			90°	DC36V	0.75	30	3262	4003			
			120°	DC36V	1	40	4349	5337			
			180°	DC36V	1.5	59	6523	8006			
		1500	60°	DC36V	0.63	25	2740	3362			
			90°	DC36V	0.95	38	4131	5070			
			120°	DC36V	1.25	49	5436	6672			
			180°	DC36V	1.9	75	8263	10141			
		2000	60°	DC36V	0.83	33	3610	4430			
			90°	DC36V	1.25	49	5436	6672			
			120°	DC36V	1.66	66	7219	8860			
			180°	DC36V	2.5	99	10872	13343			
3000	60°	DC36V	1.25	49	5436	6672					
	90°	DC36V	1.9	75	8263	10141					
	120°	DC36V	2.5	99	10872	13343					

Note:
 1. The output data data is based on white color luminaire with Ra80,4000K;
 2. The tolerance of output data can be vary up to 15%;
 3. The output data is typical value.
 4. Type Power and lumen data are calculated with power supply.

Mail Model	Optical	Size (mm)	Angle (°)	Input Voltage (V)	Output Current (A)	Type Power (W/PCS)	Lumens-R (LM/PCS)	Lumens-H (LM/PCS)	CRI	CCT	Dimming
MS7035P-DXXXX MS7070P-DXXXX ME7035P-DXXXX	Prismatic	600	60°	DC36V	0.25	10	988	1186	>80 >90	2700K 3000K 3500K 4000K 5000K 6500K	Non-dimming 1-10V DALI
			90°	DC36V	0.35	14	1384	1660			
			120°	DC36V	0.5	20	1977	2372			
			180°	DC36V	0.7	28	2767	3321			
		800	60°	DC36V	0.375	15	1483	1779			
			90°	DC36V	0.56	22	2214	2657			
			120°	DC36V	0.75	30	2965	3558			
			180°	DC36V	1.12	44	4428	5313			
		1000	60°	DC36V	0.4	16	1581	1898			
			90°	DC36V	0.6	24	2372	2847			
			120°	DC36V	0.8	32	3163	3795			
			180°	DC36V	1.2	47	4744	5693			
		1200	60°	DC36V	0.5	20	1977	2372			
			90°	DC36V	0.75	30	2965	3558			
			120°	DC36V	1	40	3953	4744			
			180°	DC36V	1.5	59	5930	7116			
		1500	60°	DC36V	0.63	25	2491	2989			
			90°	DC36V	0.95	38	3756	4507			
			120°	DC36V	1.25	49	4942	5930			
			180°	DC36V	1.9	75	7512	9014			
		2000	60°	DC36V	0.83	33	3281	3938			
			90°	DC36V	1.25	49	4942	5930			
			120°	DC36V	1.66	66	6563	7875			
		3000	60°	DC36V	1.25	49	4942	5930			
90°	DC36V		1.9	75	7512	9014					
120°	DC36V		2.5	99	9884	11860					

- Note:
1. The output data data is based on white color luminaire with Ra80,4000K;
 2. The tolerance of output data can be vary up to 15%;
 3. The output data is typical value.
 4. Type Power and lumen data are calculated with power supply.

Line



Line

Quick info

UGR<19
 Up to 135LM/W
 SDCM≤3
 5-year Warranty
 IP20
 L80, 50,000H
 CB,ENEC,ETL,CE,UKCA,ROHS,REACH,LM-80

Order option

Optical
 Diffuser

Prismatic(UGR <19)

CCT
 2700K / 3000K / 3500K / 4000K
 5000K / 6500K

CRI
 >80 / >90



Control
 ON/OFF / 1-10V / DALI2+PUSH

Coating
 Black / White / Silver / Orange / Blue
 Green / Rose gold / Champagne gold

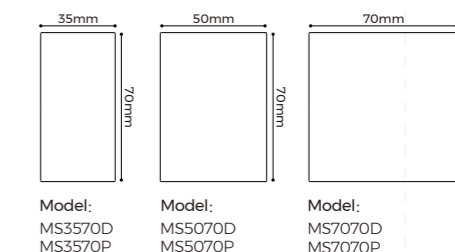
Power
 35: 20W/M 50: 25W/M 70: 33W/M

Version
 Regular High-efficiency

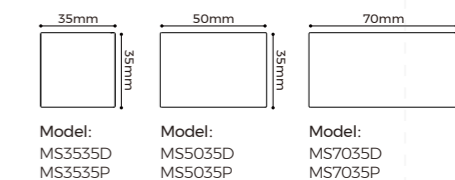
Size
 600 / 900 / 1200 / 1500
 1800 / 2400mm



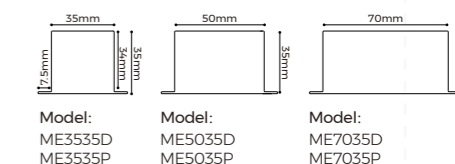
Pendant



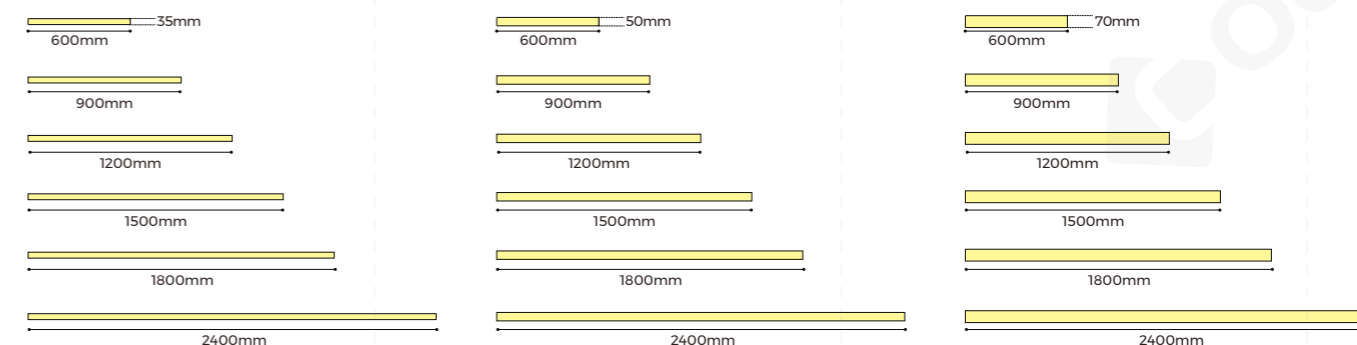
Ceiling



Recessed



Size selection



The maximum length of the prism optical: 1.8M

Luminaire Parameters


Mall Model	Optical	Size (mm)	Input Voltage (V)	Output Current (A)	Type Power (W/PCS)	Lumens-R (LM/PCS)	Lumens-H (LM/PCS)	CRI	CCT	Dimming
MS3535D MS3570D ME3535D	Diffuser	600	DC36V	0.3	12	1186	1423	>80 >90	2700K 3000K 3500K 4000K 5000K 6500K	Non-dimming 1-10V DALI
		900	DC36V	0.45	18	1779	2135			
		1200	DC36V	0.6	24	2372	2847			
		1500	DC36V	0.75	30	2965	3558			
		1800	DC36V	0.9	36	3558	4270			
		2400	DC36V	1.2	47	4744	5693			
MS3535P MS3570P ME3535P	Prismatic	600	DC36V	0.3	12	1008	1245			
		900	DC36V	0.45	18	1512	1868			
		1200	DC36V	0.6	24	2016	2491			
		1500	DC36V	0.75	30	2520	3113			
		1800	DC36V	0.9	36	3024	3736			
MS5035D MS5070D ME5035D	Diffuser	600	DC36V	0.4	16	1581	1898			
		900	DC36V	0.6	24	2372	2847			
		1200	DC36V	0.75	30	2965	3558			
		1500	DC36V	1	40	3953	4744			
		1800	DC36V	1.15	45	4547	5456			
		2400	DC36V	1.5	59	5930	7116			
MS5035P MS5070P ME5035P	Prismatic	600	DC36V	80	15	5930	1660			
		900	DC36V	120	24	2160	2491			
		1200	DC36V	150	30	2700	3113			
		1500	DC36V	200	40	3600	4151			
		1800	DC36V	230	45	4050	4774			

Note:
 1. The output data data is based on white color luminaire with Ra80,4000K;
 2. The tolerance of output data can be vary up to 15%;
 3. The output data is typical value.
 4. Type Power and lumen data are calculated with power supply.

Mall Model	Optical	Size (mm)	Input Voltage (V)	Output Current (A)	Type Power (W/PCS)	Lumens-R (LM/PCS)	Lumens-H (LM/PCS)	CRI	CCT	Dimming
MS7035D MS7070D ME7035D	Diffuser	600	DC36V	0.5	20	2174	2700	>80 >90	2700K 3000K 3500K 4000K 5000K 6500K	Non-dimming 1-10V DALI
		900	DC36V	0.75	30	3262	4050			
		1200	DC36V	1	40	4349	5400			
		1500	DC36V	1.25	49	5436	6480			
		1800	DC36V	1.5	59	6523	7830			
		2400	DC36V	2	79	8698	10530			
MS7035P MS7070P ME7035P	Prismatic	600	DC36V	0.5	20	1977	2372			
		900	DC36V	0.75	30	2965	3558			
		1200	DC36V	1	40	3953	4744			
		1500	DC36V	1.25	49	4942	5930			
		1800	DC36V	1.5	59	5930	7116			

Note:
 1. The output data data is based on white color luminaire with Ra80,4000K;
 2. The tolerance of output data can be vary up to 15%;
 3. The output data is typical value.
 4. Type Power and lumen data are calculated with power supply.

L Shape



L60

Quick info

UGR<19
 Up to 135LM/W
 SDCM≤3
 5-year Warranty
 IP20
 L80, 50,000H
 CB,ENEC,ETL,CE,UKCA,ROHS,REACH,LM-80

Order option

Optical
 Diffuser

Prismatic(UGR <19)

CCT
 2700K / 3000K / 3500K / 4000K
 5000K / 6500K

CRI
 >80 / >90

Control
 ON/OFF / 1-10V / DALI2+PUSH

Coating
 Black / White / Silver / Orange / Blue
 Green / Rose gold / Champagne gold

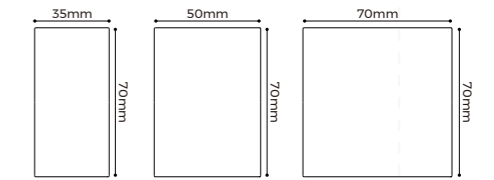
Power
 35: 20W/M 50: 25W/M 70: 33W/M

Version
 Regular High-efficiency

Size
 300mm

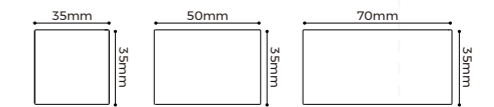


Pendant



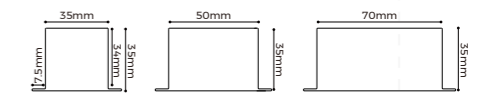
Model:
 MS3570D-L MS3570P-L
 Model:
 MS5070D-L MS5070P-L
 Model:
 MS7070D-L MS7070P-L

Ceiling



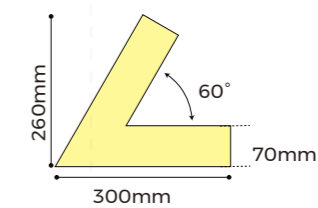
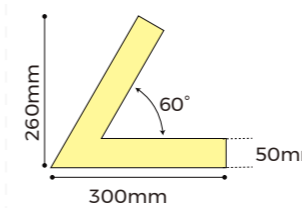
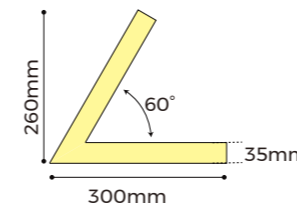
Model:
 MS3535D-L MS3535P-L
 Model:
 MS5035D-L MS5035P-L
 Model:
 MS7035D-L MS7035P-L

Recessed



Model:
 ME3535D-L ME3535P-L
 Model:
 ME5035D-L ME5035P-L
 Model:
 ME7035D-L ME7035P-L

Size selection



L90

Quick info

UGR<19
Up to 135LM/W
SDCM≤3
5-year Warranty
IP20
L80, 50,000H
CB,ENEC,ETL,CE,UKCA,ROHS,REACH,LM-80

Order option

Optical
Diffuser
Prismatic(UGR <19)

CCT
2700K / 3000K / 3500K / 4000K
5000K / 6500K

CRI
>80 / >90


Control
ON/OFF / 1-10V / DALI2+PUSH

Coating
Black / White / Silver / Orange / Blue
Green / Rose gold / Champagne gold

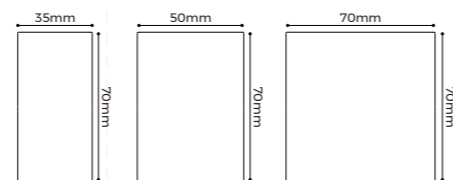
Power
35: 20W/M 50: 25W/M 70: 33W/M

Version
Regular High-efficiency

Size
300mm

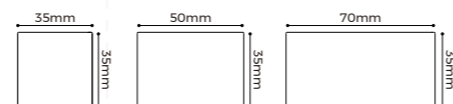


Pendant



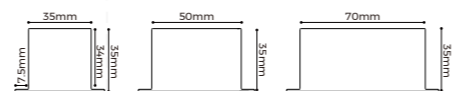
Model: MS3570D-L MS3570P-L
Model: MS5070D-L MS5070P-L
Model: MS7070D-L MS7070P-L

Ceiling



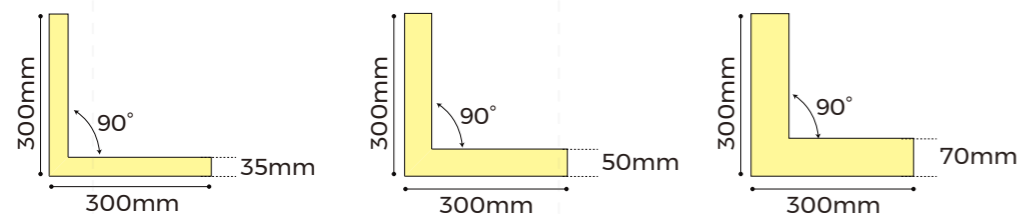
Model: MS3535D-L MS3535P-L
Model: MS5035D-L MS5035P-L
Model: MS7035D-L MS7035P-L

Recessed



Model: ME3535D-L ME3535P-L
Model: ME5035D-L ME5035P-L
Model: ME7035D-L ME7035P-L

Size selection



L120

Quick info

UGR<19
Up to 135LM/W
SDCM≤3
5-year Warranty
IP20
L80, 50,000H
CB,ENEC,ETL,CE,UKCA,ROHS,REACH,LM-80

Order option

Optical
Diffuser
Prismatic(UGR <19)

CCT
2700K / 3000K / 3500K / 4000K
5000K / 6500K

CRI
>80 / >90

Control
ON/OFF / 1-10V / DALI2+PUSH

Coating
Black / White / Silver / Orange / Blue
Green / Rose gold / Champagne gold

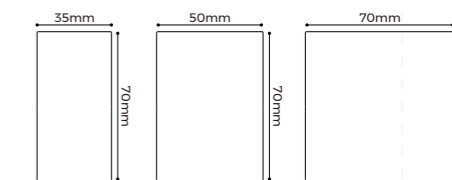
Power
35: 20W/M 50: 25W/M 70: 33W/M

Version
Regular High-efficiency

Size
300mm

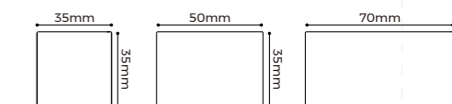


Pendant



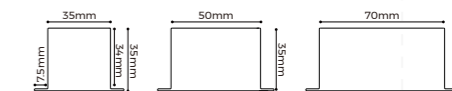
Model: MS3570D-L MS3570P-L
Model: MS5070D-L MS5070P-L
Model: MS7070D-L MS7070P-L

Ceiling



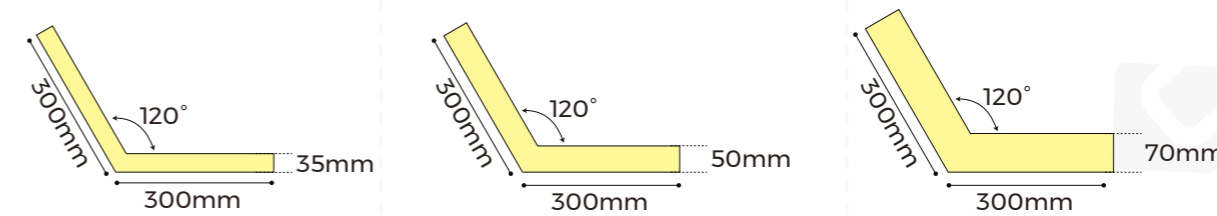
Model: MS3535D-L MS3535P-L
Model: MS5035D-L MS5035P-L
Model: MS7035D-L MS7035P-L

Recessed



Model: ME3535D-L ME3535P-L
Model: ME5035D-L ME5035P-L
Model: ME7035D-L ME7035P-L

Size selection



Luminaire Parameters

Mail Model	Optical	Size (mm)	Angle (°)	Input Voltage (V)	Output Current (A)	Type Power (W/PCS)	Lumens-R (LM/PCS)	Lumens-H (LM/PCS)	CRI	CCT	Dimming
MS3535D-L MS3570D-L ME3535D-L	Diffuser	300	60°	DC36V	0.26	10	1036	1243	>80 >90	2700K 3000K 3500K 4000K 5000K 6500K	Non-dimming 1-10V DALI
			90°	DC36V	0.30	12	1186	1423			
			120°	DC36V	0.30	12	1186	1423			
MS3535P-L MS3570P-L ME3535P-L	Prismatic	300	60°	DC36V	0.26	10	880	1088			
			90°	DC36V	0.30	12	1008	1245			
			120°	DC36V	0.30	12	1008	1245			
MS5035D-L MS5070D-L ME5035D-L	Diffuser	300	60°	DC36V	0.33	13	1305	1566			
			90°	DC36V	0.38	15	1483	1779			
			120°	DC36V	0.38	15	1483	1779			
MS5035P-L MS5070P-L ME5035P-L	Prismatic	300	60°	DC36V	0.33	13	1174	1370			
			90°	DC36V	0.38	15	1334	1557			
			120°	DC36V	0.38	15	1334	1557			
MS7035D-L MS7070D-L ME7035D-L	Diffuser	300	60°	DC36V	0.50	20	2174	2669			
			90°	DC36V	0.50	20	2174	2669			
			120°	DC36V	0.50	20	2174	2669			
MS7035P-L MS7070P-L ME7035P-L	Prismatic	300	60°	DC36V	0.50	20	1977	2372			
			90°	DC36V	0.50	20	1977	2372			
			120°	DC36V	0.50	20	1977	2372			

- Note:
1. The output data data is based on white color luminaire with Ra80,4000K;
 2. The tolerance of output data can be vary up to 15%;
 3. The output data is typical value.
 4. Type Power and lumen data are calculated with power supply.

X Shape



X90

Quick info

UGR<19
 Up to 135LM/W
 SDCM≤3
 5-year Warranty
 IP20
 L80, 50,000H
 CB,ENEC,ETL,CE,UKCA,ROHS,REACH,LM-80

Order option

Optical
 Diffuser
 Prismatic(UGR <19)

CCT
 2700K / 3000K / 3500K / 4000K
 5000K / 6500K

CRI
 >80 / >90



Control
 ON/OFF / 1-10V / DALI2+PUSH

Coating
 Black / White / Silver / Orange / Blue
 Green / Rose gold / Champagne gold

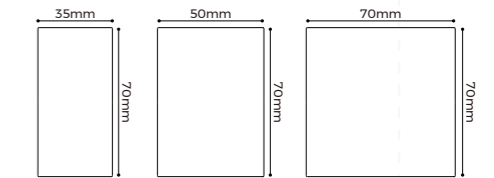
Power
 35: 20W/M 50: 25W/M 70: 33W/M

Version
 Regular High-efficiency

Size
 300mm

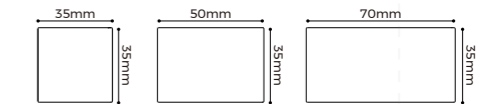


Pendant



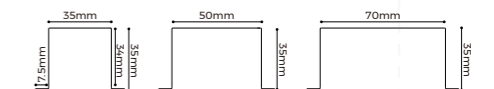
Model: MS3570D-X MS3570P-X
 Model: MS5070D-X MS5070P-X
 Model: MS7070D-X MS7070P-X

Ceiling



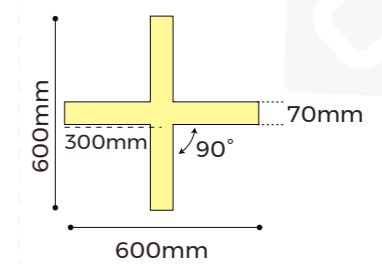
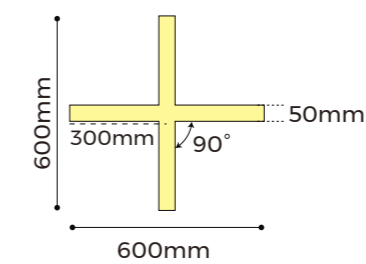
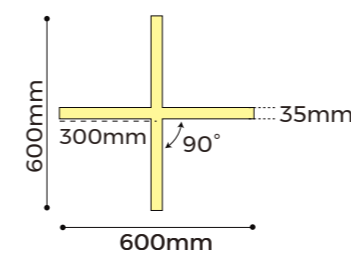
Model: MS3535D-X MS3535P-X
 Model: MS5035D-X MS5035P-X
 Model: MS7035D-X MS7035P-X

Recessed



Model: ME3535D-X ME3535P-X
 Model: ME5035D-X ME5035P-X
 Model: ME7035D-X ME7035P-X

Size selection



X120

Quick info

UGR<19
Up to 135LM/W
SDCM≤3
5-year Warranty
IP20
L80, 50,000H
CB,ENEC,ETL,CE,UKCA,ROHS,REACH,LM-80

Order option

Optical
Diffuser
Prismatic(UGR <19)

CCT
2700K / 3000K / 3500K / 4000K
5000K / 6500K

CRI
>80 / >90

Control
ON/OFF / 1-10V / DALI2+PUSH

Coating
Black / White / Silver / Orange / Blue
Green / Rose gold / Champagne gold

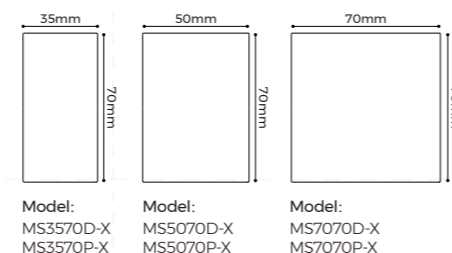
Power
35: 20W/M 50: 25W/M 70: 33W/M

Version
Regular High-efficiency

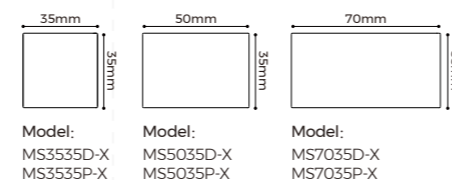
Size
300mm



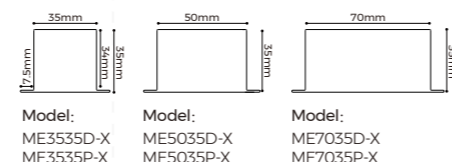
Pendant



Ceiling



Recessed

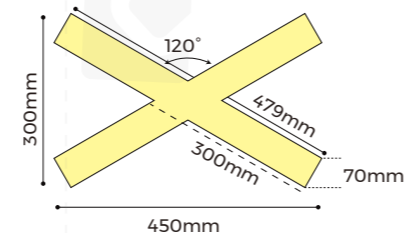
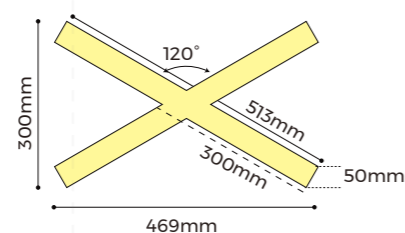
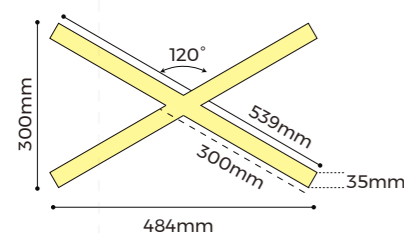


Luminaire Parameters

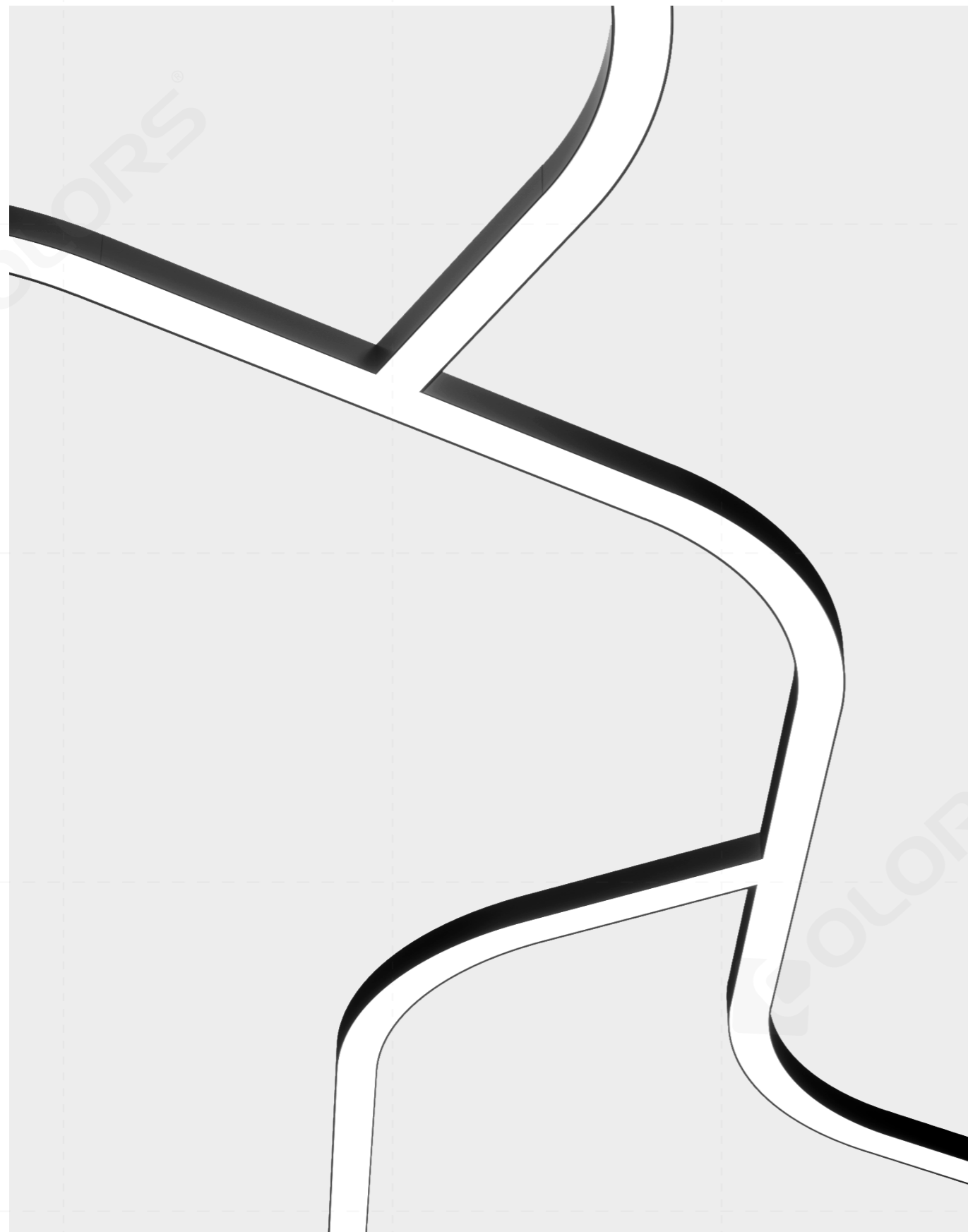
Mail Model	Optical	Size (mm)	Angle (°)	Input Voltage (V)	Output Current (A)	Type Power (W/PCS)	Lumens-R (LM/PCS)	Lumens-H (LM/PCS)	CRI	CCT	Dimming
MS3535D-X MS3570D-X ME3535D-X	Diffuser	300	90°	DC36V	0.60	24	2372	2847	>80 >90	2700K 3000K 3500K 4000K 5000K 6500K	Non-dimming 1-10V DALI
			120°	DC36V	0.53	21	2076	2491			
MS3535P-X MS3570P-X ME3535P-X	Prismatic	300	90°	DC36V	0.60	24	2016	2491			
			120°	DC36V	0.53	21	1764	2179			
MS5035D-X MS5070D-X ME5035D-X	Diffuser	300	90°	DC36V	0.75	30	2965	3558			
			120°	DC36V	0.61	24	2412	2894			
MS5035P-X MS5070P-X ME5035P-X	Prismatic	300	90°	DC36V	0.75	30	2669	3113			
			120°	DC36V	0.61	24	2170	2532			
MS7035D-X MS7070D-X ME7035D-X	Diffuser	300	90°	DC36V	1.00	40	4349	5337			
			120°	DC36V	0.72	28	3131	3843			
MS7035P-X MS7070P-X ME7035P-X	Prismatic	300	90°	DC36V	1.00	40	3953	2532			
			120°	DC36V	0.72	28	2847	4744			

- Note:
- The output data data is based on white color luminaire with Ra80,4000K;
 - The tolerance of output data can be vary up to 15%;
 - The output data is typical value.
 - Type Power and lumen data are calculated with power supply.

Size selection



Y Shape



Y90

Quick info

UGR<19
 Up to 135LM/W
 SDCM≤3
 5-year Warranty
 IP20
 L80, 50,000H
 CB,ENEC,ETL,CE,UKCA,ROHS,REACH,LM-80

Order option

Optical
 Diffuser

Prismatic(UGR <19)

CCT
 2700K / 3000K / 3500K / 4000K
 5000K / 6500K

CRI
 >80 / >90

Control
 ON/OFF / 1-10V / DALI2+PUSH

Coating
 Black / White / Silver / Orange / Blue
 Green / Rose gold / Champagne gold

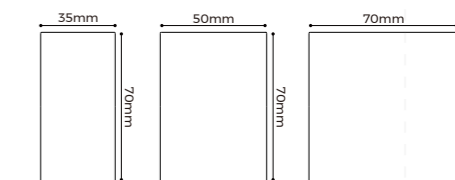
Power
 35: 20W/M 50: 25W/M 70: 33W/M

Version
 Regular High-efficiency

Size
 300mm

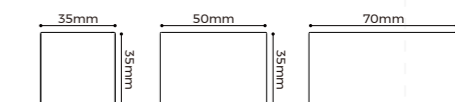


Pendant



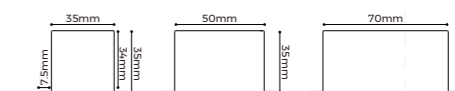
Model:
 MS3570D-Y MS3570P-Y
 Model:
 MS5070D-Y MS5070P-Y
 Model:
 MS7070D-Y MS7070P-Y

Ceiling



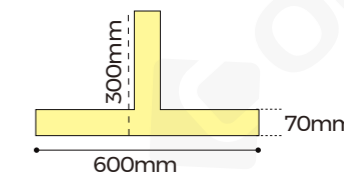
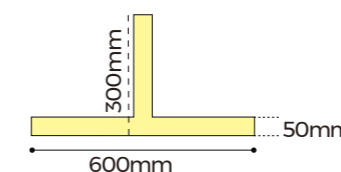
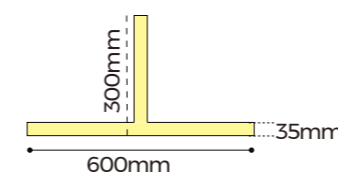
Model:
 MS3535D-Y MS3535P-Y
 Model:
 MS5035D-Y MS5035P-Y
 Model:
 MS7035D-Y MS7035P-Y

Recessed



Model:
 ME3535D-Y ME3535P-Y
 Model:
 ME5035D-Y ME5035P-Y
 Model:
 ME7035D-Y ME7035P-Y

Size selection



Y120

Quick info

UGR<19
 Up to 135LM/W
 SDCM≤3
 5-year Warranty
 IP20
 L80, 50,000H
 CB,ENEC,ETL,CE,UKCA,ROHS,REACH,LM-80



Order option

Optical
 Diffuser
 Prismatic(UGR <19)

CCT
 2700K / 3000K / 3500K / 4000K
 5000K / 6500K

CRI
 >80 / >90

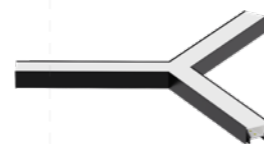
Control
 ON/OFF / 1-10V / DALI2+PUSH

Coating
 Black / White / Silver / Orange / Blue
 Green / Rose gold / Champagne gold

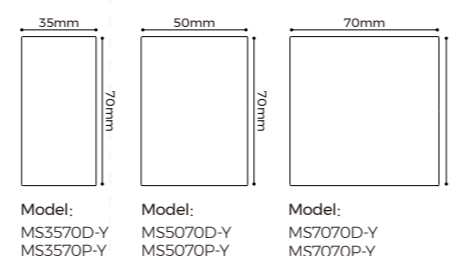
Power
 35: 20W/M 50: 25W/M 70: 33W/M

Version
 Regular High-efficiency

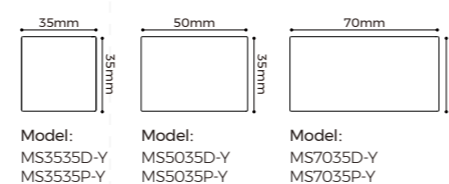
Size
 300mm



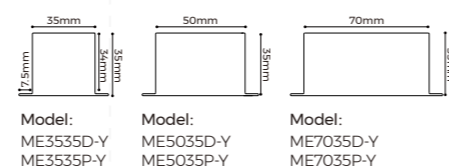
Pendant



Ceiling



Recessed

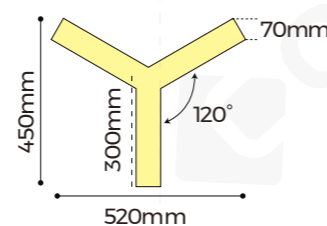
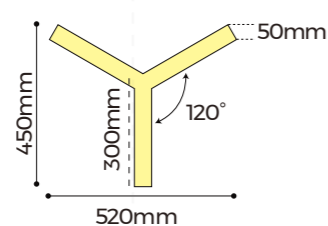
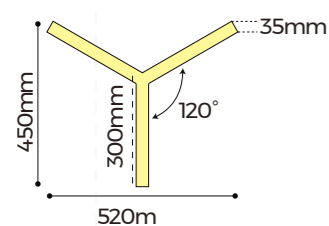


Luminaire Parameters

Mail Model	Optical	Size (mm)	Angle (°)	Input Voltage (V)	Output Current (A)	Type Power (W/PCS)	Lumens-R (LM/PCS)	Lumens-H (LM/PCS)	CRI	CCT	Dimming
MS3535D-Y MS3570D-Y ME3535D-Y	Diffuser	300	90°	DC36V	0.45	18	1779	2135	>80 >90	2700K 3000K 3500K 4000K 5000K 6500K	Non-dimming 1-10V DALI
			120°	DC36V	0.45	18	1779	2135			
MS3535P-Y MS3570P-Y ME3535P-Y	Prismatic	300	90°	DC36V	0.45	18	1512	1868			
			120°	DC36V	0.45	18	1512	1868			
MS5035D-Y MS5070D-Y ME5035D-Y	Diffuser	300	90°	DC36V	0.56	22	2224	2669			
			120°	DC36V	0.56	22	2224	2669			
MS5035P-Y MS5070P-Y ME5035P-Y	Prismatic	300	90°	DC36V	0.56	22	1512	2335			
			120°	DC36V	0.56	22	1512	2335			
MS7035D-Y MS7070D-Y ME7035D-Y	Diffuser	300	90°	DC36V	0.70	28	3044	3736			
			120°	DC36V	0.70	28	3044	3736			
MS7035P-Y MS7070P-Y ME7035P-Y	Prismatic	300	90°	DC36V	0.70	28	2767	3321			
			120°	DC36V	0.70	28	2767	3321			

- Note:
- The output data data is based on white color luminaire with Ra80,4000K;
 - The tolerance of output data can be vary up to 15%;
 - The output data is typical value.
 - Type Power and lumen data are calculated with power supply.

Size selection



Net Shape



Net Y60

Quick info

UGR<19
 Up to 120LM/W
 SDCM≤3
 5-year Warranty
 IP20
 L80, 50,000H
 CB,ENEC,ETL,CE,UKCA,ROHS,REACH,LM-80

Order option

Optical
 Diffuser
 Prismatic(UGR <19)

CCT
 2700K / 3000K / 3500K / 4000K
 5000K / 6500K

CRI
 >80 / >90

Control
 ON/OFF / 0-10V / DALI2+PUSH

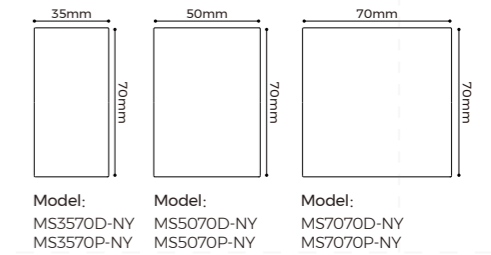
Coating
 Black / White / Silver / Orange / Blue
 Green / Rose gold / Champagne gold

Version
 Regular High-efficiency

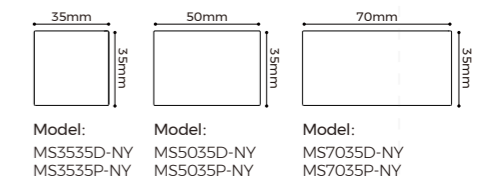
Size
 D450 / D600 / D800mm



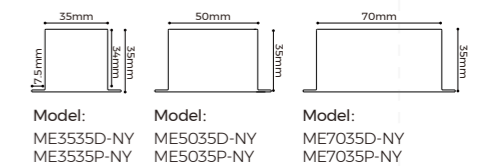
Pendant



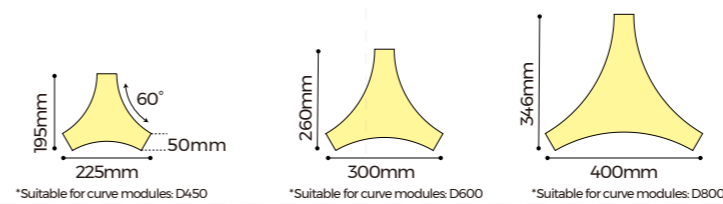
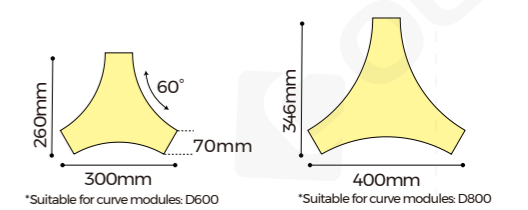
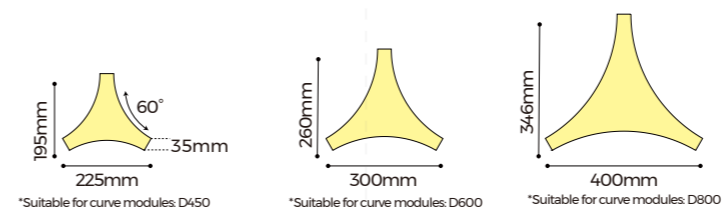
Ceiling



Recessed



Size selection



Net X90

Quick info

UGR<19
 Up to 120LM/W
 SDCM≤3
 5-year Warranty
 IP20
 L80, 50,000H
 CB,ENEC,ETL,CE,UKCA,ROHS,REACH,LM-80



Order option

Optical

Diffuser
 Prismatic(UGR <19)

CCT

2700K / 3000K / 3500K / 4000K
 5000K / 6500K

CRI

>80 / >90

Control

ON/OFF / 0-10V / DALI2+PUSH

Coating

Black / White / Silver / Orange / Blue
 Green / Rose gold / Champagne gold

Version

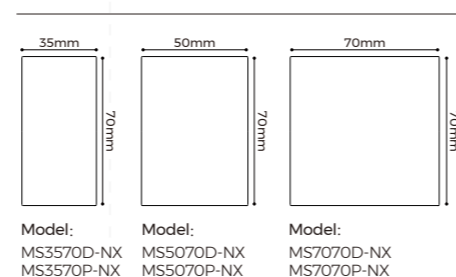
Regular High-efficiency

Size

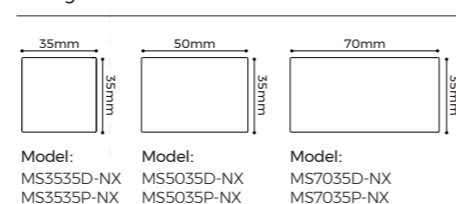
D600 / D800 / D1200mm



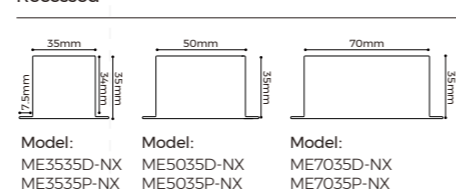
Pendant



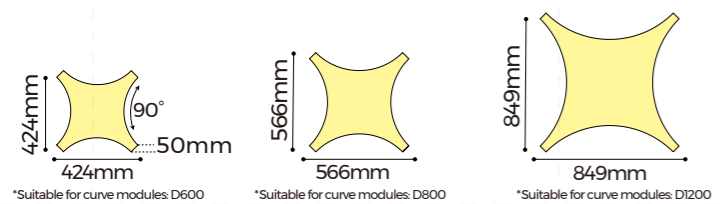
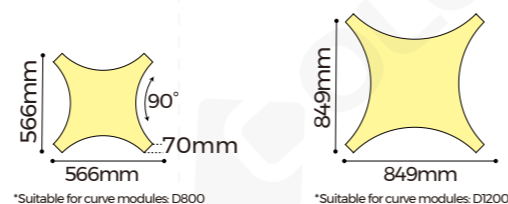
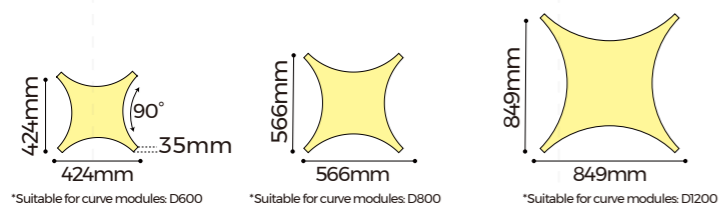
Ceiling



Recessed



Size selection



Luminaire Parameters

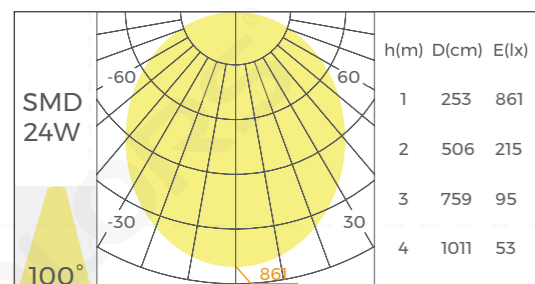
Modl Model	Optical	Size (mm)	Input Voltage (V)	Output Current (A)	Type Power (W/PCS)	Lumens-R (LM/PCS)	Lumens-H (LM/PCS)	CRI	CCT	Dimming
MS3535D-NY MS3570D-NY ME3535D-NY	Diffuser	D450	DC36V	0.25	10	988	1186	>80 >90	2700K 3000K 3500K 4000K 5000K 6500K	Non-dimming 1-10V DALI
		D600	DC36V	0.45	18	1779	2135			
		D800	DC36V	0.65	26	2570	3084			
MS3535P-NY MS3570P-NY ME3535P-NY	Prismatic	D450	DC36V	0.25	10	890	1087			
		D600	DC36V	0.45	18	1601	1957			
		D800	DC36V	0.65	26	2313	2827			
MS5035D-NY MS5070D-NY ME5035D-NY	Diffuser	D450	DC36V	0.35	14	1453	1730			
		D600	DC36V	0.55	22	2283	2718			
		D800	DC36V	1	40	4151	4942			
MS5035P-NY MS5070P-NY ME5035P-NY	Prismatic	D450	DC36V	0.35	14	1315	1591			
		D600	DC36V	0.55	22	2066	2501			
		D800	DC36V	1	40	3756	4547			
MS7035D-NY MS7070D-NY ME7035D-NY	Diffuser	D600	DC36V	0.5	20	2174	2570			
		D800	DC36V	0.75	30	3262	3855			
MS7035P-NY MS7070P-NY ME7035P-NY	Prismatic	D600	DC36V	0.5	20	1977	2372			
		D800	DC36V	0.75	30	2965	3558			
MS3535D-NX MS3570D-NX ME3535D-NX	Diffuser	D600	DC36V	1.35	53	5337	1186	>80 >90	2700K 3000K 3500K 4000K 5000K 6500K	Non-dimming 1-10V DALI
		D800	DC36V	2.4	95	9488	2135			
		D1200	DC36V	5.2	206	20558	3084			
MS3535P-NX MS3570P-NX ME3535P-NX	Prismatic	D600	DC36V	1.35	53	4803	1087			
		D800	DC36V	2.4	95	8540	1957			
		D1200	DC36V	5.2	206	18502	2827			
MS5035D-NX MS5070D-NX ME5035D-NX	Diffuser	D600	DC36V	1.9	75	7887	1730			
		D800	DC36V	3.2	127	13284	2718			
		D1200	DC36V	6.4	253	26567	4942			
MS5035P-NX MS5070P-NX ME5035P-NX	Prismatic	D600	DC36V	1.9	75	7136	1591			
		D800	DC36V	3.2	127	12019	2501			
		D1200	DC36V	6.4	253	24037	4547			
MS7035D-NX MS7070D-NX ME7035D-NX	Diffuser	D800	DC36V	2.4	95	10437	2570			
		D1200	DC36V	4.8	190	20874	3855			
MS7035P-NX MS7070P-NX ME7035P-NX	Prismatic	D800	DC36V	2.4	95	9488	2372			
		D1200	DC36V	4.8	190	18977	3558			

Note:

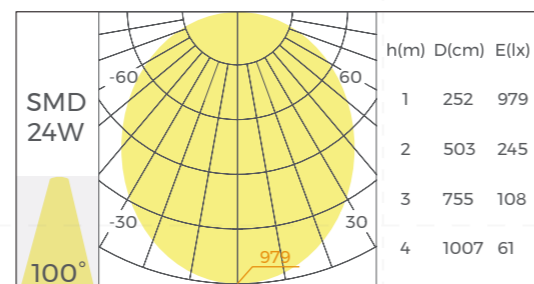
- The output data data is based on white color luminaire with Ra80,4000K;
- The tolerance of output data can be vary up to 15%;
- The output data is typical value.
- Type Power and lumen data are calculated with power supply.

Optical parameters

MS3535D / MS3570D / ME3535D

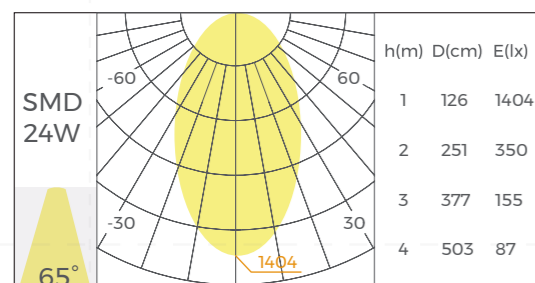


Regular version

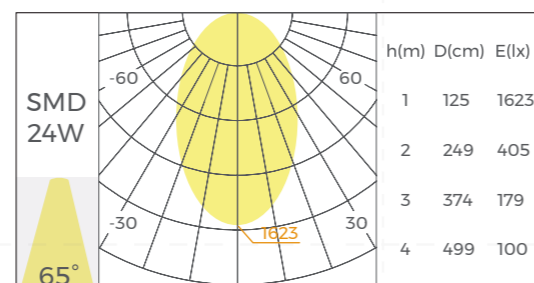


High-efficiency version

MS3535P / MS3570P / ME3535P

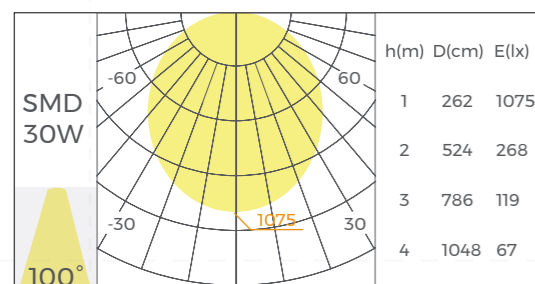


Regular version

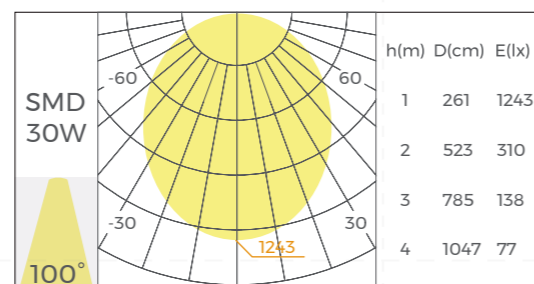


High-efficiency version

MS5035D / MS5070D / ME5035D



Regular version

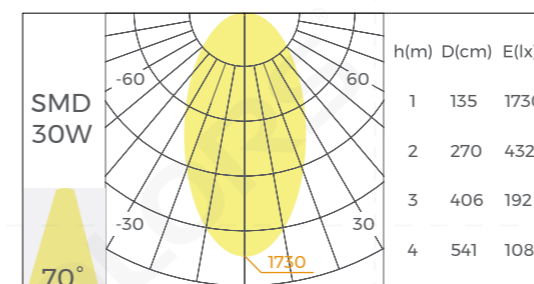


High-efficiency version

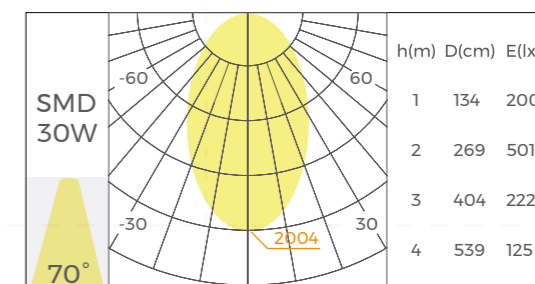
*The above data is based on a 1200mm diameter luminaire with Ra80,4000K.

Optical parameters

MS5035P / MS5070P / ME5035P

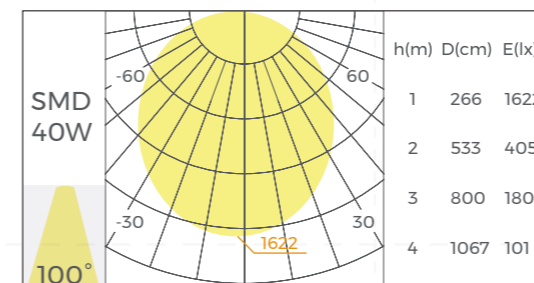


Regular version

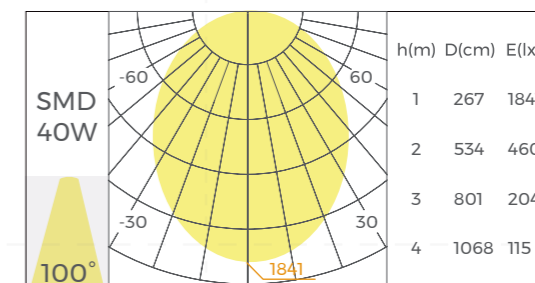


High-efficiency version

MS7035D / MS7070D / ME7035D

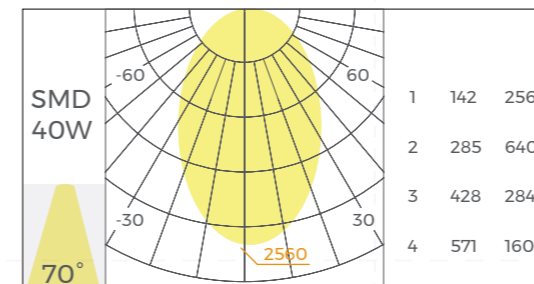


Regular version

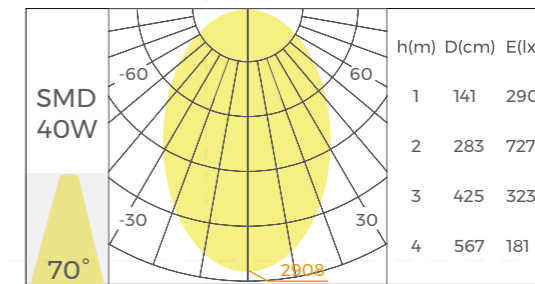


High-efficiency version

MS7035P / MS7070P / ME7035P



Regular version



High-efficiency version


















*The above data is based on a 1200mm diameter luminaire with Ra80,4000K.

Accessory List

Picture	Name	Model	Description
	Ceiling	CL-28	Suitable for MS3570/MS5070/MS7070/MS3535/MS5035/MS7035 ceiling accessory 2 pcs/set
	Recessed	RB-04	Suitable for ME3535/ME5035/ME7035 recessed accessory 4 pcs/set
	Pendant cable	PN-D	Steel Wire Rope: 2M Maximum weight capacity: 17.5Kg 2 pcs/set
	Pendant rod	PG-I	Rod Size: 1-2 meter adjustable
	Ceiling plate (Incl. wire)	PN-P	Ceiling Plate: D88*29mm Open hole: D75mm Maximum current capacity: 4A Maximum weight capacity: 3Kg Wire Size: D3*2000mm Suitable for MS3570/MS5070/MS7070/MS3535/MS5035/MS7035 pendant input line
	Ceiling plate (Incl. rod&wire)	PG-P	Ceiling Plate: D88*29mm Open hole: D75mm Maximum current capacity: 4A Maximum weight capacity: 3Kg Rod Size: 1-2 meter adjustable Wire Size: D3*2000mm Suitable for MS3570/MS5070/MS7070/MS3535/MS5035/MS7035 pendant input line
	Linear power Box (Incl. wire)	PB-07	Power Box: L400*W46*H50mm Maximum current capacity: 4A Maximum weight capacity: 8Kg Wire Size: D3*2000mm Suitable for MS3570/MS5070/MS7070/MS3535/MS5035/MS7035 pendant input line
	Linear power box (Incl. rod&wire)	PB-08	Power Box: L400*W46*H50mm Maximum current capacity: 4A Rod Size: 1-2 meter adjustable Wire Size: D3*2000mm Suitable for MS3570/MS5070/MS7070/MS3535/MS5035/MS7035 pendant input line
	Input line	CM-24	Wire Size: D3*2000mm Maximum current capacity: 4A Maximum weight capacity: 8Kg Suitable for MS3570/MS5070/MS7070/MS3535/MS5035/MS7035 ceiling and ME3535/ME5035/ME7035 recessed input line

Picture	Name	Model	Description
	Pendant clips	CP-53	Material:SUS304 Size:L22.67*W20*H5.3mm Suitable for MS3570/MS3535 Pendant clips
	Pendant clips	CP-54	Material:SUS304 Size:L37.87*W20*H5.4mm Suitable for MS5070/MS5035 Pendant clips
	Pendant clips	CP-55	Material:SUS304 Size:L57.87*W20*H5.4mm Suitable for MS7070/MS7035 Pendant clips
	End Caps	EC-ME3535	Material:AL6063-T5 Size:L50*W35*H2.5mm
	End Caps	EC-ME5035	Material:AL6063-T5 Size:L65*W35*H2.5mm
	End Caps	EC-ME7035	Material:AL6063-T5 Size:L85*W35*H2.5mm
	End Caps	EC-MS3535	Material:AL6063-T5 Size:L35*W35*H2.5mm
	End Caps	EC-MS5035	Material:AL6063-T5 Size:L50*W35*H2.5mm
	End Caps	EC-MS7035	Material:AL6063-T5 Size:L70*W35*H2.5mm
	End Caps	EC-MS3570	Material:AL6063-T5 Size:L70*W35*H2.5mm
	End Caps	EC-MS5070	Material:AL6063-T5 Size:L70*W35*H2.5mm
	End Caps	EC-MS7070	Material:AL6063-T5 Size:L70*W70*H2.5mm



Constant Current Power List

Picture	Dimming Method	Model	Input Voltage	Output Voltage	Output Current	Size(mm)	Certification	
	NO/OFF	LF-GMR020YS0350H(S)	AC220 -240V 50/60Hz	20-56V	0.35-0.7A	168*30*21	CCC/ENEC/CE/ RCM/UKCA	
		LF-GMR040YS0700H(S)		20-56V	0.35-0.7A	210*30*21		
		LF-GMR040YS1050H(S)		20-38V	0.7-1.5A	210*30*21		
		LF-GMR060YS1550H(S)		20-39V	1.2-1.55A	280*30*21		
		LF-GMR060YS II		33-42V	1.15A	245*30*21		
		LF-GMR080YS II		33-42V	1.6/1.7/1.8 /1.9/2A	245*30*21		
	0-10V	LF-GLD025YE	AC220 -240V 50/60Hz	25-42V	0.3/0.35/0.4 /0.45/0.5/0.55A	245*30*21	CCC/ENEC/CE/ RCM/UKCA	
		LF-GLD035YE		25-42V	0.6/0.65/0.7 /0.75/0.8A	245*30*21		
		LF-GLD045YE		25-42V	0.85/0.9/1 /1.05A	245*30*21		
		LF-GLD055YE		25-42V	1.1/1.15/1.2 /1.3A	285*30*21		
		LF-GLD065YE		25-42V	1.35/1.4/1.5 /1.55A	285*30*21		
		LF-GLD080YE		25-42V	1.6/1.7/1.8/1.9/2A	355*30*21		
		LF-GSD020YE		25-42V	0.20-0.5A (50mA)	245*30*21		
		LF-GSD030YE		25-42V	0.55-0.75A (50mA)	245*30*21		
		LF-GSD040YE		25-42V	0.8-1.05A (50mA)	245*30*21		CCC/ENEC/CE/ RCM/UKCA
		LF-GSD060YE		25-42V	1.1-1.5A (50mA)	285*30*21		
	LF-GSD080YE	25-42V	1.55-2.0A (50mA)	355*30*21				

READY-MADE SHAPES

Multiple options, simple and efficient


If you don't need complex customization, Infinite Lights provides you with a wide range of ready-made shapes to choose from. You only need to confirm the basic specifications and parameters to obtain the product you need.




Product Overview

A Highly Customizable Lighting Solution


Linear Shape




Circle



Arc



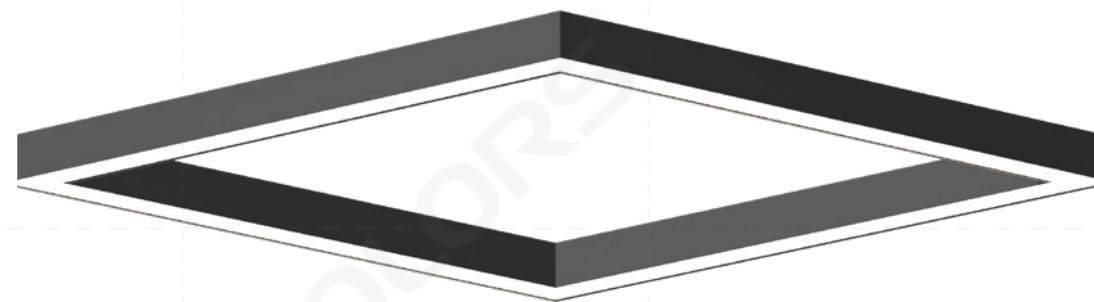
Square



Triangle



Hexagon



Diamond



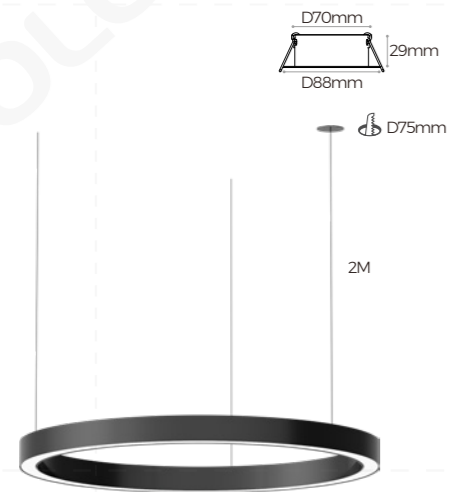
Wave

Multiple Types Of Installation

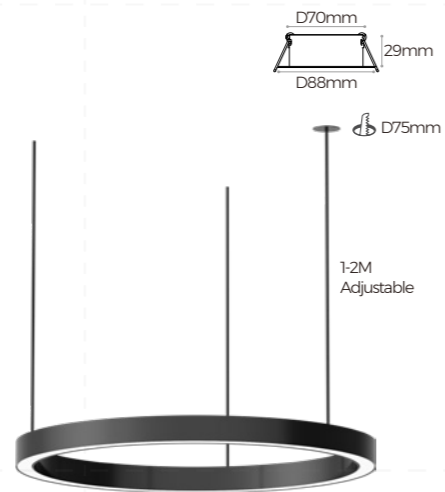
Available in a variety of mounting options, Whether it's a commercial office space, home decor or public space, you'll find the right installation for you

External power supply

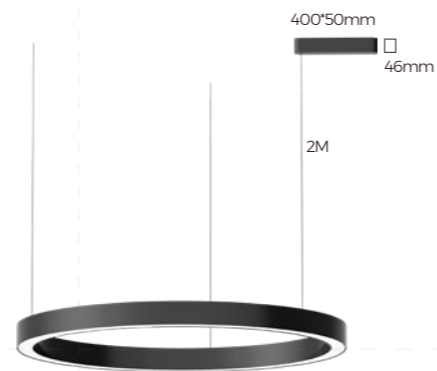
Built-in power supply



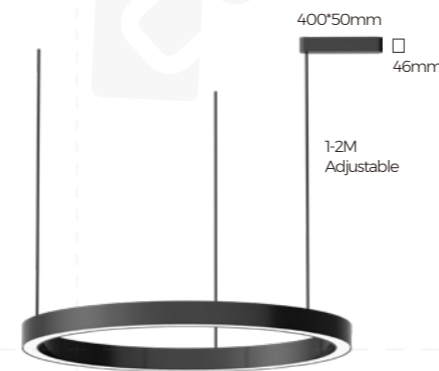
Ceiling plate
(With Steel Wire Rope)



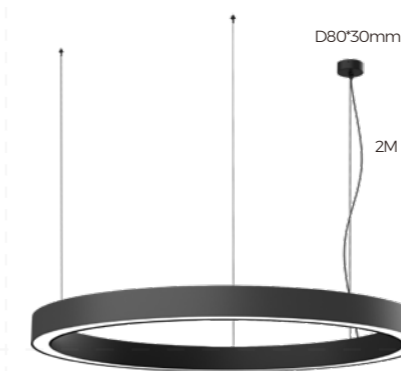
Ceiling plate
(With Rod)



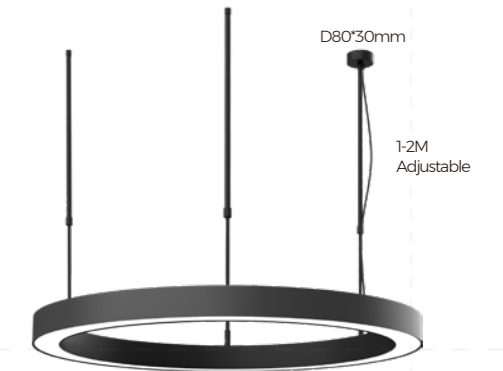
Linear Power Box
(With Steel Wire Rope)



Linear Power Box
(With Rod)



Junction Box
(With Steel Wire Rope)



Junction Box
(With Rod)



Round Power Box



Ceiling



Recessed

Circle Series

A Highly Customizable Lighting Solution



Quick info

Up to 135LM/W
SDCM≤3
5-year Warranty
IP20
L80, 50,000H
CB, ENEC, ETL, CE, UKCA, ROHS, REACH, LM-80

Order option

Optical
Diffuser

CCT
2700K / 3000K / 3500K / 4000K

5000K / 6500K

CRI
>80 / >90

Control
ON/OFF / 1-10V / DALI2+PUSH

Coating
Black / White / Silver / Orange / Blue
Green / Rose gold / Champagne gold

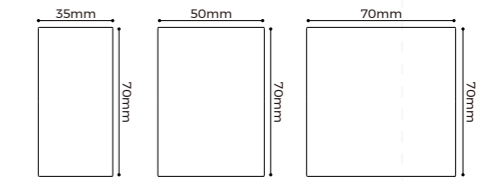
Power
35: 20W/M 50: 25W/M 70: 33W/M

Version
Regular High-efficiency

Size
D450 / D600 / D800 / D1000 / D1200
D1500 / D2000 / D3000mm

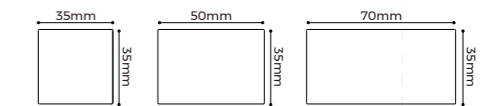


Pendant



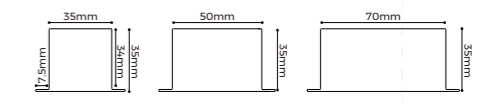
Model: C-CS3570D Model: C-CS5070D Model: C-CS7070D

Ceiling



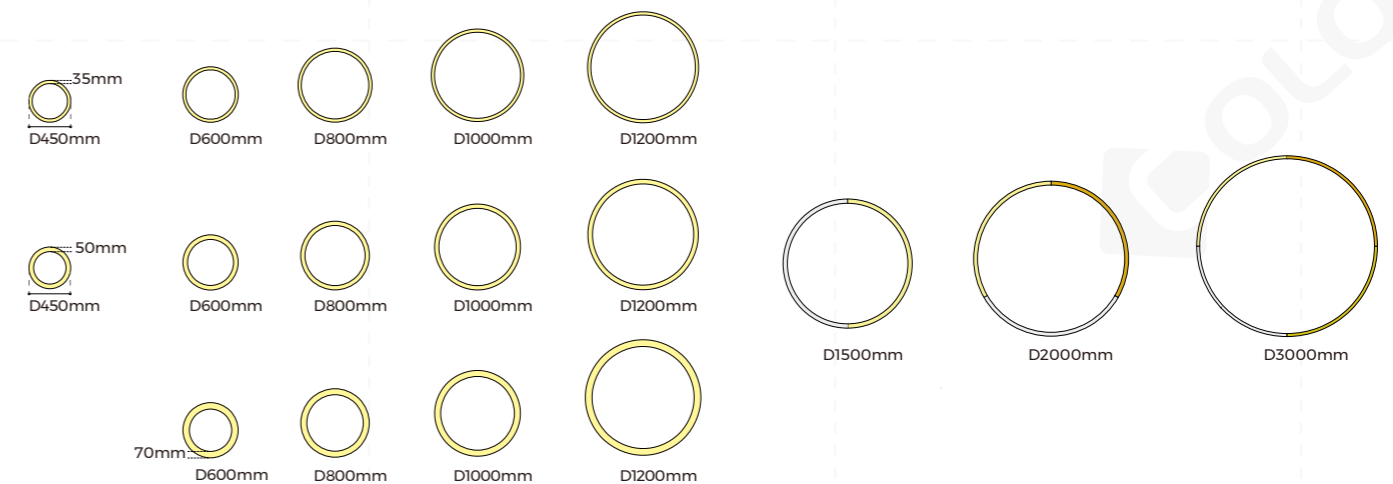
Model: C-CS3535D Model: C-CS5035D Model: C-CS7035D

Recessed



Model: C-CE3535D Model: C-CE5035D Model: C-CE7035D

Size selection



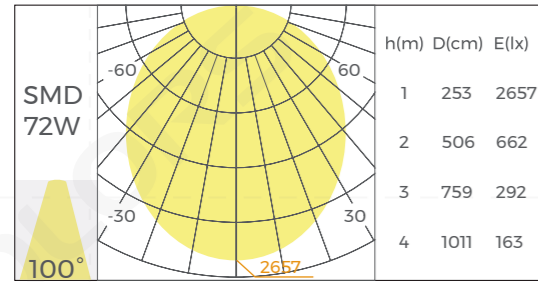
Case 1: For diameters ≤ 1.2m, the lamp is to be produced as complete unit.

Case 2: For diameter > 1.2m, the lamp is to be divided into parts

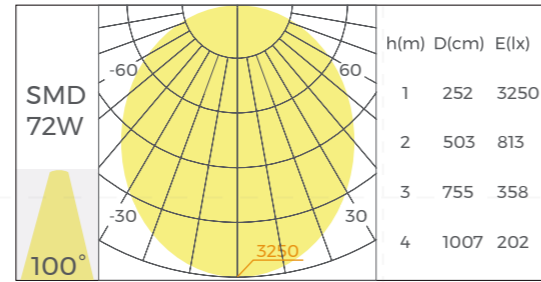
Circle Series

Optical parameters

C-CS3535D / C-CS3570D / C-CE3535D

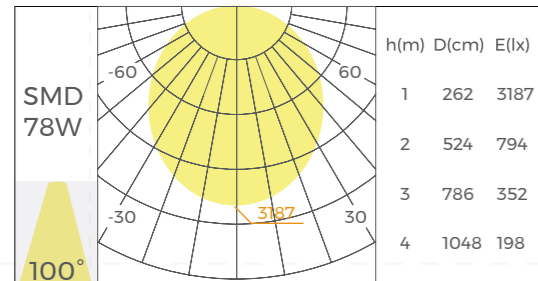


Regular version

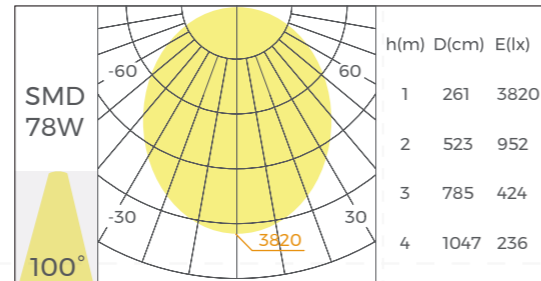


High-efficiency version

C-CS5035D / C-CS5070D / C-CE5035D

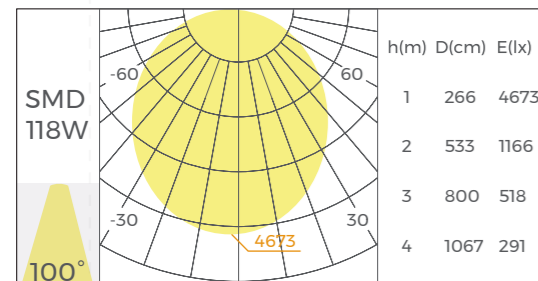


Regular version

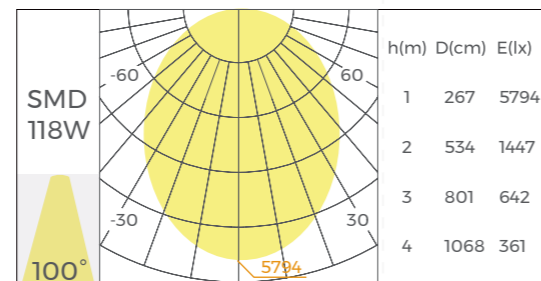


High-efficiency version

C-CS7035D / C-CS7070D / C-CE7035D



Regular version



High-efficiency version

*The above data is based on a 1200mm diameter luminaire with Ra80,4000K.

Luminaire Parameters

Model	Optical	Size (mm)	Input Voltage (V)	Input Current (mA)	Type Power (W/PCS)	Lumens-R (LM/PCS)	Lumens-H (LM/PCS)	CRI	CCT	Dimming
C-CS3535D C-CS3570D C-CE3535D	Diffuser	450	AC200-240V	130	25	2500	3000	>80 >90	2700K 3000K 3500K 4000K 5000K 6500K	Non-dimming 1-10V DALI
		600	AC200-240V	180	35	3500	4200			
		800	AC200-240V	240	48	4800	5760			
		1000	AC200-240V	300	60	6000	7200			
		1200	AC200-240V	360	72	7200	8640			
		1500	AC200-240V	460	92	9200	11040			
		2000	AC200-240V	620	116	11600	13920			
C-CS5035D C-CS5070D C-CE5035D	Diffuser	450	AC200-240V	150	30	3000	3600	>80 >90	2700K 3000K 3500K 4000K 5000K 6500K	Non-dimming 1-10V DALI
		600	AC200-240V	210	41	4100	4920			
		800	AC200-240V	280	55	5500	6600			
		1000	AC200-240V	360	72	7200	8640			
		1200	AC200-240V	430	78	7800	9360			
		1500	AC200-240V	550	108	10800	12960			
		2000	AC200-240V	720	142	14200	17040			
C-CS7035D C-CS7070D C-CE7035D	Diffuser	600	AC200-240V	280	55	6050	7425	>80 >90	2700K 3000K 3500K 4000K 5000K 6500K	Non-dimming 1-10V DALI
		800	AC200-240V	380	76	8360	10260			
		1000	AC200-240V	460	92	10120	12420			
		1200	AC200-240V	600	118	12980	15930			
		1500	AC200-240V	760	150	16500	20250			
		2000	AC200-240V	1010	200	22000	27000			
3000	AC200-240V	1520	300	33000	40500					

Arc Series

A Highly Customizable Lighting Solution



Quick info

Up to 135LM/W
SDCM≤3
5-year Warranty
IP20
L80, 50,000H
CB, ENEC, ETL, CE, UKCA, ROHS, REACH, LM-80



Order option

Optical
Diffuser

CCT
2700K / 3000K / 3500K / 4000K
5000K / 6500K

CRI
>80 / >90

Control
ON/OFF / 1-10V / DALI2+PUSH

Coating
Black / White / Silver / Orange / Blue
Green / Rose gold / Champagne gold

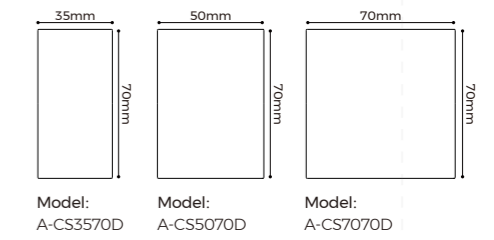
Power
35: 20W/M 50: 25W/M 70: 33W/M

Version
Regular High-efficiency

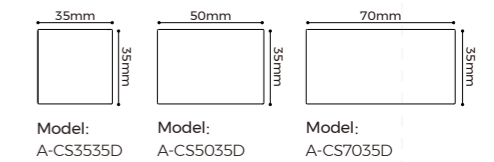
Size
D450 / D600 / D800 / D1000 / D1200
D1500 / D2000 / D3000mm



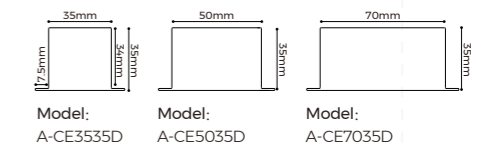
Pendant



Ceiling



Recessed



Size selection

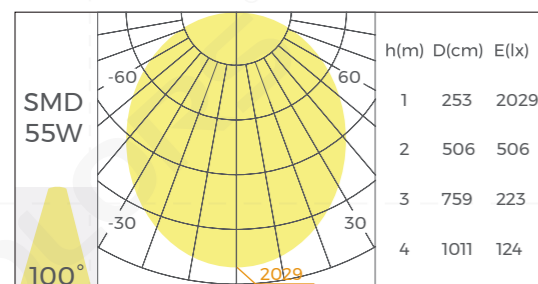


Case 1: For diameters≤1.2m, the lamp is to be produced as complete unit.

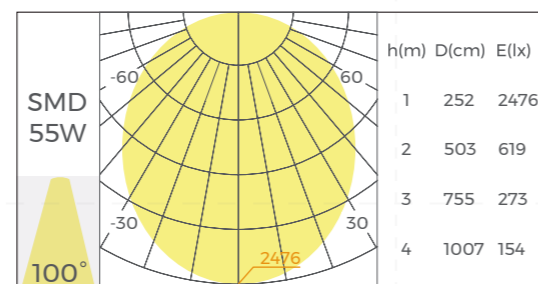
Case 2: For diameter>1.2m, the lamp is to be divided into parts

Optical parameters

A-CS3535D / A-CS3570D / A-CE3535D

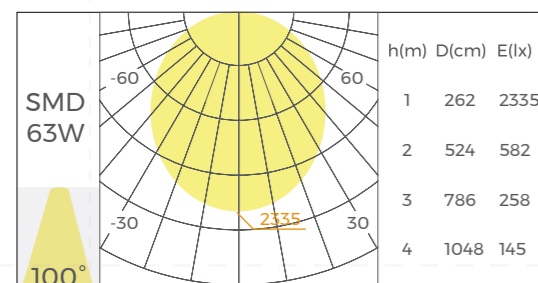


Regular version

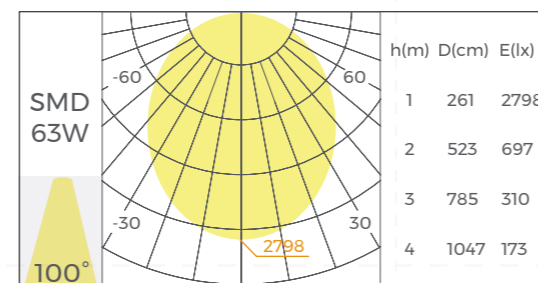


High-efficiency version

A-CS5035D / A-CS5070D / A-CE5035D

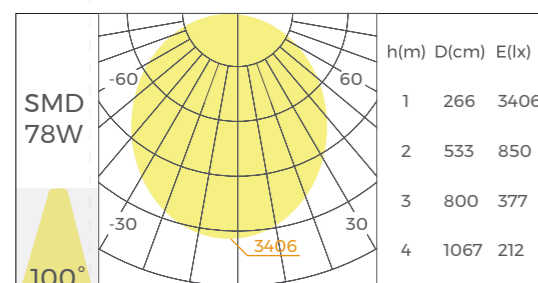


Regular version

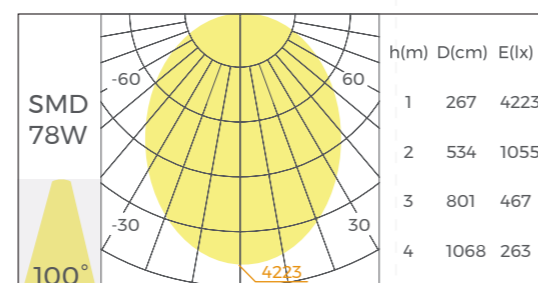


High-efficiency version

A-CS7035D / A-CS7070D / A-CE7035D



Regular version



High-efficiency version

*The above data is based on a 1200mm diameter luminaire with Ra80,4000K.

Luminaire Parameters

Model	Optical	Size (mm)	Input Voltage (V)	Input Current (mA)	Type Power (W/PCS)	Lumens-R (LM/PCS)	Lumens-H (LM/PCS)	CRI	CCT	Dimming
A-CS3535D A-CS3570D A-CE3535D	Diffuser	450	AC200-240V	100	20	2000	2400	>80 >90	2700K 3000K 3500K 4000K 5000K 6500K	Non-dimming 1-10V DALI
		600	AC200-240V	130	25	2500	3000			
		800	AC200-240V	180	35	3500	4200			
		1000	AC200-240V	220	40	4000	4800			
		1200	AC200-240V	280	55	5500	6600			
		1500	AC200-240V	360	72	7200	8640			
		2000	AC200-240V	460	92	9200	11040			
A-CS5035D A-CS5070D A-CE5035D	Diffuser	450	AC200-240V	110	21	2100	2520	>80 >90	2700K 3000K 3500K 4000K 5000K 6500K	Non-dimming 1-10V DALI
		600	AC200-240V	160	31	3100	3720			
		800	AC200-240V	210	41	4100	4920			
		1000	AC200-240V	270	53	5300	6360			
		1200	AC200-240V	320	63	6300	7560			
		1500	AC200-240V	390	78	7800	9360			
		2000	AC200-240V	540	106	10600	12720			
3000	AC200-240V	800	159	15900	19080					
A-CS7035D A-CS7070D A-CE7035D	Diffuser	600	AC200-240V	210	41	4510	5535	>80 >90	2700K 3000K 3500K 4000K 5000K 6500K	Non-dimming 1-10V DALI
		800	AC200-240V	280	55	6050	7425			
		1000	AC200-240V	360	72	7920	9720			
		1200	AC200-240V	430	78	8580	10530			
		1500	AC200-240V	560	110	12100	14850			
		2000	AC200-240V	760	150	16500	20250			
3000	AC200-240V	1120	222	24420	29970					

Note:

- The output data data is based on white color luminaire with Ra80,4000K;
- The tolerance of output data can be vary up to 15%;
- The output data is typical value.

Square Series

A Highly Customizable Lighting Solution



Quick info

UGR<19
 Up to 135LM/W
 SDCM≤3
 5-year Warranty
 IP20
 L80, 50,000H
 CB, ENEC, ETL, CE, UKCA, ROHS, REACH, LM-80

Order option

Optical
 Diffuser
 Prismatic (UGR <19)

CCT
 2700K / 3000K / 3500K / 4000K
 5000K / 6500K

CRI
 >80 / >90

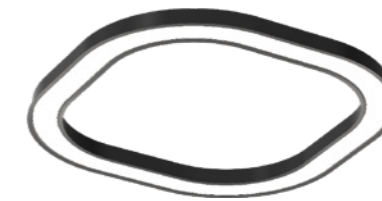
Control
 ON/OFF / 1-10V / DALI2+PUSH

Coating
 Black / White / Silver / Orange / Blue
 Green / Rose gold / Champagne gold

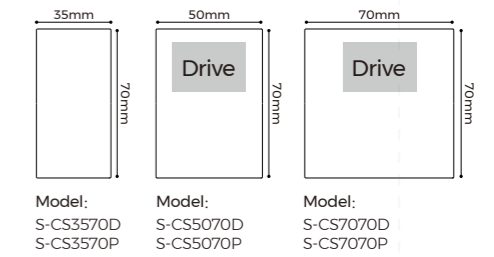
Power
 35: 20W/M 50: 25W/M 70: 33W/M

Version
 Regular High-efficiency

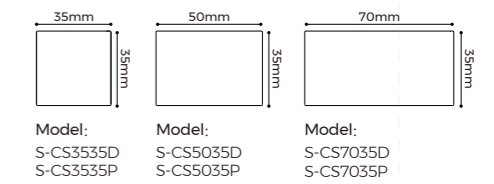
Size
 600 / 900 / 1200 / 1500
 1800 / 2400mm



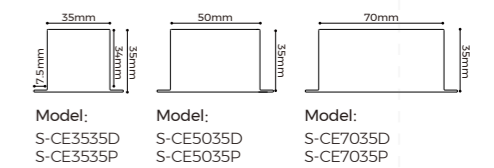
Pendant



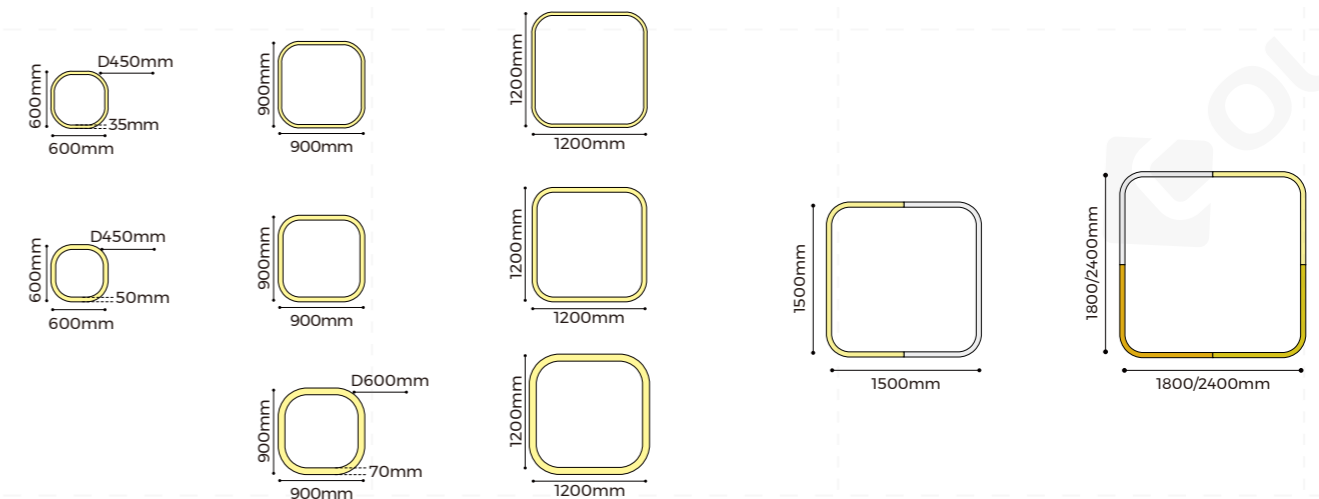
Ceiling



Recessed



Size selection



Case 1: For lengths ≤ 1.2m, the lamp is to be produced as complete unit

Case 2: For length > 1.2m, the lamp is to be divided into parts



Quick info

UGR<19
 Up to 135LM/W
 SDCM≤3
 5-year Warranty
 IP20
 L80, 50,000H
 CB,ENEC,ETL,CE,UKCA,ROHS,REACH,LM-80

Order option

Optical
 Diffuser
 Prismatic(UGR <19)

CCT
 2700K / 3000K / 3500K / 4000K
 5000K / 6500K

CRI
 >80 / >90


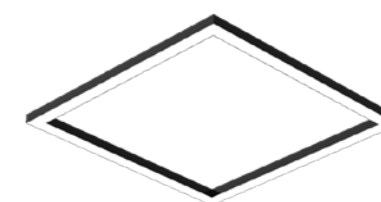
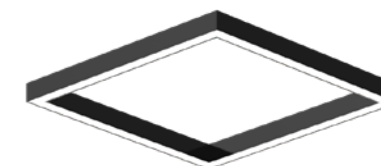
Control
 ON/OFF / 1-10V / DALI2+PUSH

Coating
 Black / White / Silver / Orange / Blue
 Green / Rose gold / Champagne gold

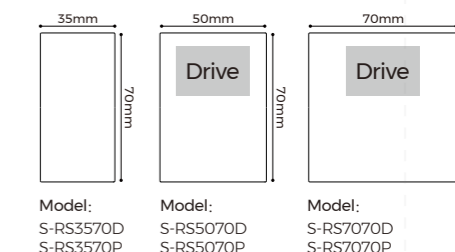
Power
 35: 20W/M 50: 25W/M 70: 33W/M

Version
 Regular High-efficiency

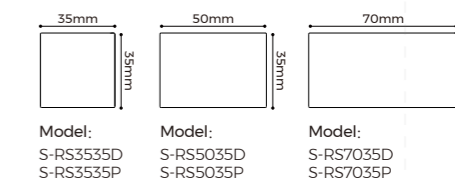
Size
 600 / 900 / 1200 / 1500
 1800 / 2400mm



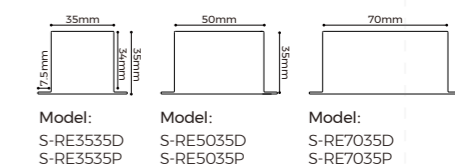
Pendant



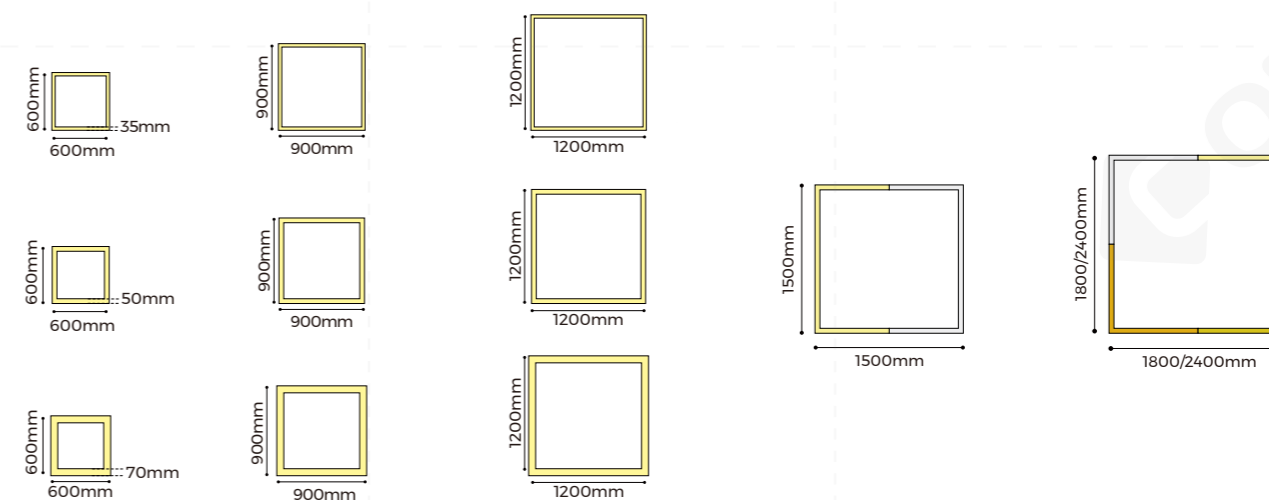
Ceiling



Recessed



Size selection

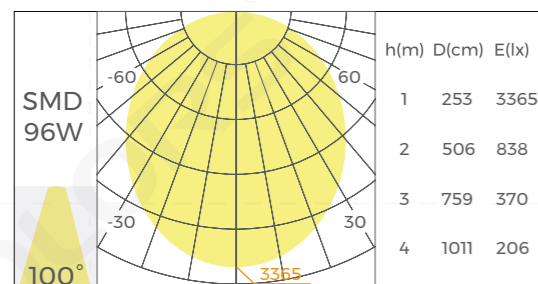


Case 1: For lengths ≤ 1.2m, the lamp is to be produced as complete unit

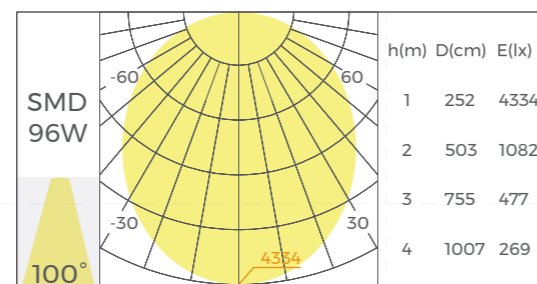
Case 2: For length > 1.2m, the lamp is to be divided into parts

Optical parameters

S-RS3535D / S-RS3570D / S-RE3535D / S-CS3535D / S-CS3570D / S-CE3535D

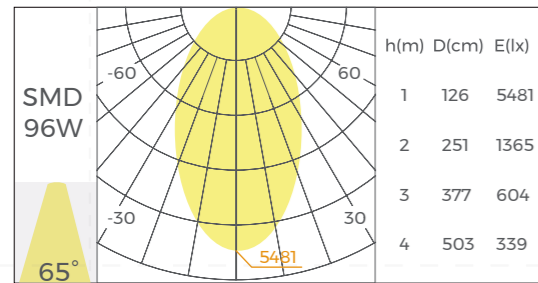


Regular version

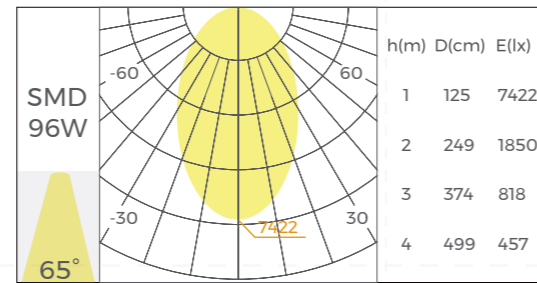


High-efficiency version

S-RS3535P / S-RS3570P / S-RE3535P / S-CS3535P / S-CS3570P / S-CE3535P

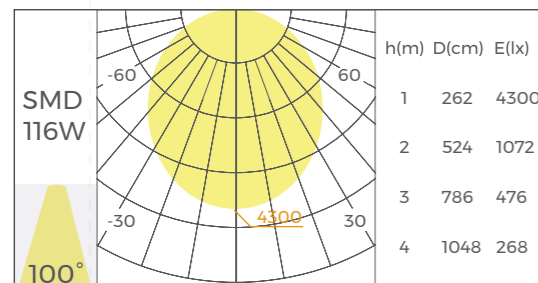


Regular version

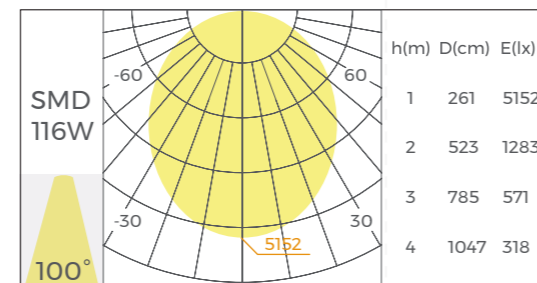


High-efficiency version

S-RS5035D / S-RS5070D / S-RE5035D / S-CS5035D / S-CS5070D / S-CE5035D

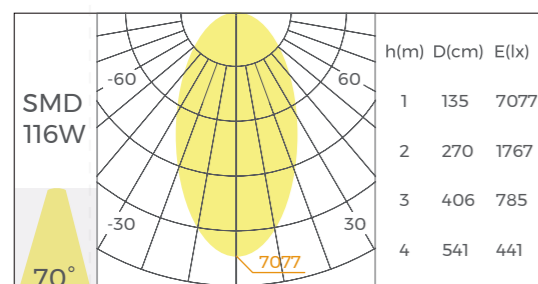


Regular version

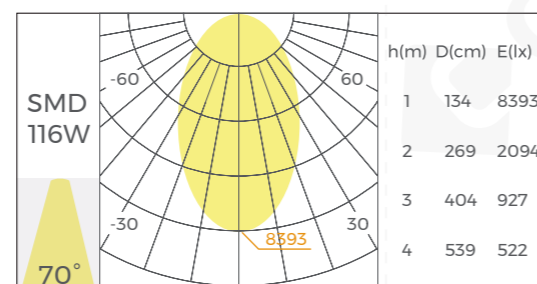


High-efficiency version

S-RS5035P / S-RS5070P / S-RE5035P / S-CS5035P / S-CS5070P / S-CE5035P



Regular version



High-efficiency version

*The above data is based on a 1200mm length luminaire with Ra80,4000K.

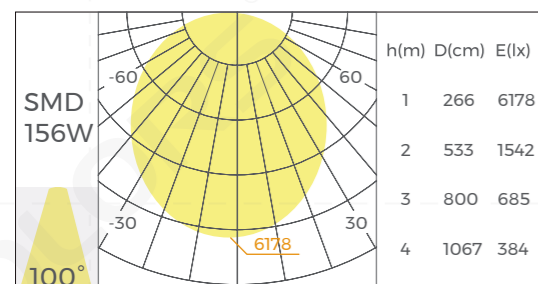
Luminaire Parameters

Model	Optical	Size (mm)	Input Voltage (V)	Input Current (mA)	Type Power (W/PCS)	Lumens-R (LM/PCS)	Lumens-H (LM/PCS)	CRI	CCT	Dimming
S-RS3535D S-RS3570D S-RE3535D	Diffuser	600	AC200-240V	240	48	4080	4954	>80 >90	2700K 3000K 3500K 4000K 5000K 6500K	Non-dimming 1-10V DALI
		900	AC200-240V	350	70	5950	7224			
		1200	AC200-240V	480	96	8160	9907			
		1500	AC200-240V	600	118	10030	12178			
		1800	AC200-240V	710	140	11900	14448			
2400	AC200-240V	950	188	15980	19402					
S-CS3535D S-CS3570D S-CE3535D	Diffuser	600	AC200-240V	240	36	3600	3715			
		900	AC200-240V	350	60	6000	6192			
		1200	AC200-240V	480	78	7800	8050			
		1500	AC200-240V	600	108	10800	11146			
		1800	AC200-240V	710	128	12800	13210			
2400	AC200-240V	950	156	15600	16099					
S-RS3535P S-RS3570P S-RE3535P	Prismatic	600	AC200-240V	240	48	4080	4334			
		900	AC200-240V	350	70	5950	6321			
		1200	AC200-240V	480	96	8160	8669			
		1500	AC200-240V	600	118	10030	10655			
		1800	AC200-240V	710	140	11900	12642			
2400	AC200-240V	950	188	15980	16976					
S-CS3535P S-CS3570P S-CE3535P	Prismatic	600	AC200-240V	240	36	3600	3251			
		900	AC200-240V	350	60	6000	5418			
		1200	AC200-240V	480	78	7800	7043			
		1500	AC200-240V	600	108	10800	9752			
		1800	AC200-240V	710	128	12800	11558			
2400	AC200-240V	950	156	15600	14087					
S-RS5035D S-RS5070D S-RE5035D	Diffuser	600	AC200-240V	290	58	5800	4988			
		900	AC200-240V	450	90	9000	7740			
		1200	AC200-240V	590	116	11600	9976			
		1500	AC200-240V	750	148	14800	12728			
		1800	AC200-240V	910	180	18000	15480			
2400	AC200-240V	1190	235	23500	20210					
S-CS5035D S-CS5070D S-CE5035D	Diffuser	600	AC200-240V	290	44	4400	3784			
		900	AC200-240V	450	75	7500	6450			
		1200	AC200-240V	590	104	10400	8944			
		1500	AC200-240V	750	135	13500	11610			
		1800	AC200-240V	910	156	15600	13416			
2400	AC200-240V	1190	224	22400	19264					
S-RS5035P S-RS5070P S-RE5035P	Prismatic	600	AC200-240V	290	58	5220	4489			
		900	AC200-240V	450	90	8100	6966			
		1200	AC200-240V	590	116	10440	8978			
		1500	AC200-240V	750	148	13320	11455			
		1800	AC200-240V	910	180	16200	13932			
2400	AC200-240V	1190	235	21150	18189					
S-CS5035P S-CS5070P S-CE5035P	Prismatic	600	AC200-240V	290	44	3960	3406			
		900	AC200-240V	450	75	6750	5805			
		1200	AC200-240V	590	104	9360	8050			
		1500	AC200-240V	750	135	12150	10449			
		1800	AC200-240V	910	156	14040	12074			
2400	AC200-240V	1190	224	20160	17338					

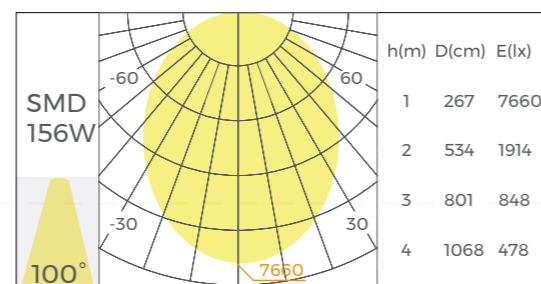
Note:
 1. The output data data is based on white color luminaire with Ra80,4000K;
 2. The tolerance of output data can be vary up to 15%;
 3. The output data is typical value.

Optical parameters

S-RS7035D / S-RS7070D / S-RE7035D / S-CS7035D / S-CS7070D / S-CE7035D

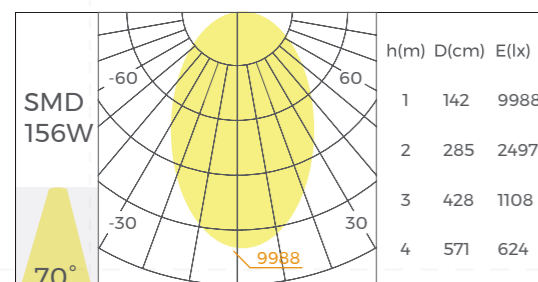


Regular version

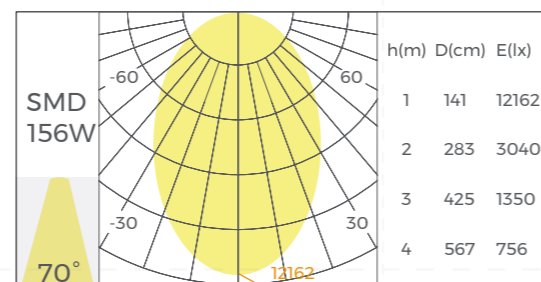


High-efficiency version

S-RS7035P / S-RS7070P / S-RE7035P / S-CS7035P / S-CS7070P / S-CE7035P



Regular version



High-efficiency version

*The above data is based on a 1200mm length luminaire with Ra80,4000K.

Luminaire Parameters

Mod Model	Optical	Size (mm)	Input Voltage (V)	Input Current (mA)	Type Power (W/PCS)	Lumens-R (LM/PCS)	Lumens-H (LM/PCS)	CRI	CCT	Dimming
S-RS7035D S-RS7070D S-RE7035D	Diffuser	600	AC200-240V	390	78	8580	7800	>80 >90	2700K 3000K 3500K 4000K 5000K 6500K	Non-dimming 1-10V DALI
		900	AC200-240V	590	116	12760	12960			
		1200	AC200-240V	790	156	17160	18360			
		1500	AC200-240V	1010	200	22000	21060			
		1800	AC200-240V	1190	235	25850	29160			
S-RS7035P S-RS7070P S-RE7035P	Prismatic	600	AC200-240V	390	78	10530	9360			
		900	AC200-240V	590	116	15660	13920			
		1200	AC200-240V	790	156	21060	18720			
		1500	AC200-240V	1010	200	27000	24000			
		1800	AC200-240V	1190	235	31725	28200			
S-CS7035D S-CS7070D S-CE7035D	Diffuser	900	AC200-240V	590	96	10560	12960			
		1200	AC200-240V	790	136	14960	18360			
		1500	AC200-240V	1010	156	17160	21060			
		1800	AC200-240V	1190	216	23760	29160			
		2400	AC200-240V	1570	300	33000	40500			
S-CS7035P S-CS7070P S-CE7035P	Prismatic	900	AC200-240V	590	96	9600	11520			
		1200	AC200-240V	790	136	13600	16320			
		1500	AC200-240V	1010	156	15600	18720			
		1800	AC200-240V	1190	216	21600	25920			
		2400	AC200-240V	1570	300	30000	36000			

Note:

1. The output data data is based on white color luminaire with Ra80,4000K;
2. The tolerance of output data can be vary up to 15%;
3. The output data is typical value.



Quick info

UGR<19
 Up to 135LM/W
 SDCM≤3
 5-year Warranty
 IP20
 L80, 50,000H
 CB,ENEC,ETL,CE,UKCA,ROHS,REACH,LM-80

Order option

Optical
 Diffuser

Prismatic(UGR <19)

CCT
 2700K / 3000K / 3500K / 4000K
 5000K / 6500K

CRI
 >80 / >90

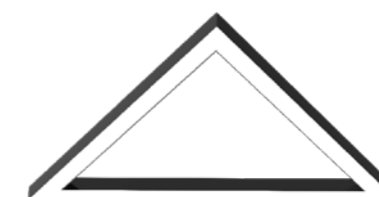
Control
 ON/OFF / 1-10V / DALI2+PUSH

Coating
 Black / White / Silver / Orange / Blue
 Green / Rose gold / Champagne gold

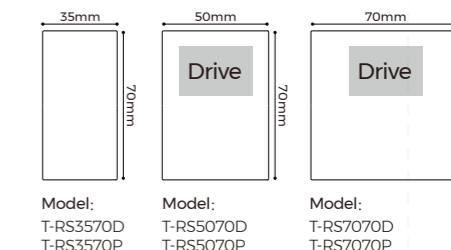
Power
 35: 20W/M 50: 25W/M 70: 33W/M

Version
 Regular High-efficiency

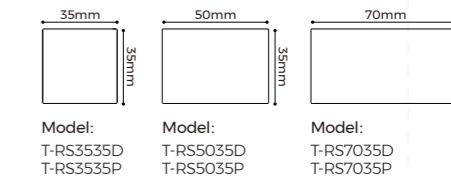
Size
 600 / 900 / 1200 / 1500
 1800 / 2400mm



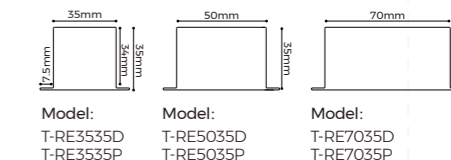
Pendant



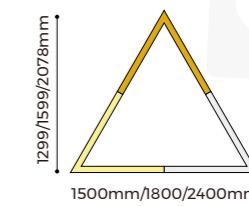
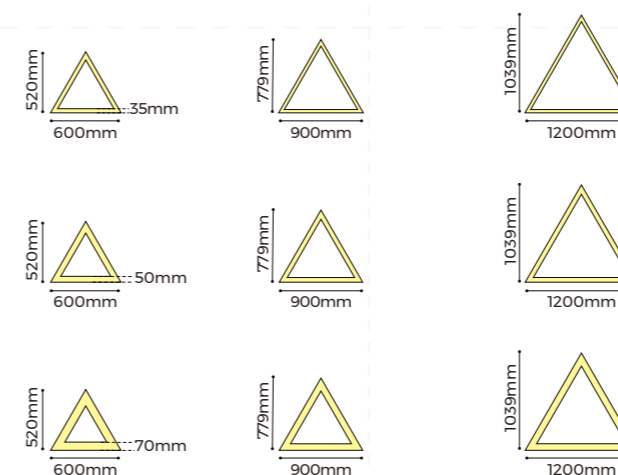
Ceiling



Recessed



Size selection



Case 1: For lengths≤1.2m, the lamp is to be produced as complete unit

Case 2: For length>1.2m, the lamp is to be divided into parts

Triangle Series

A Highly Customizable Lighting Solution



Quick info

UGR<19
Up to 135LM/W
SDCM≤3
5-year Warranty
IP20
L80, 50,000H
CB, ENEC, ETL, CE, UKCA, ROHS, REACH, LM-80

Order option

Optical
Diffuser

Prismatic (UGR <19)

CCT
2700K / 3000K / 3500K / 4000K
5000K / 6500K

CRI
>80 / >90

Control
ON/OFF / 1-10V / DALI2+PUSH

Coating
Black / White / Silver / Orange / Blue
Green / Rose gold / Champagne gold

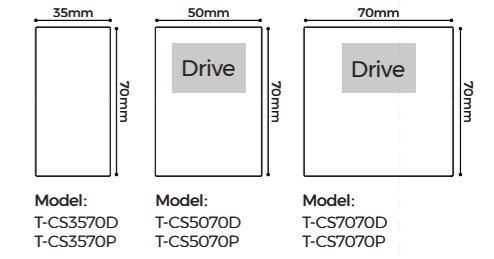
Power
35: 20W/M 50: 25W/M 70: 33W/M

Version
Regular High-efficiency

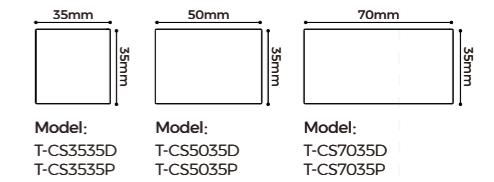
Size
750 / 900 / 1200 / 1500
1800 / 2400mm



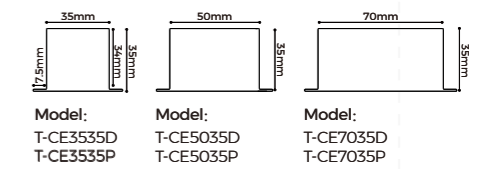
Pendant



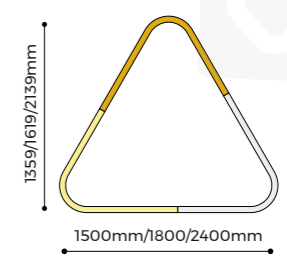
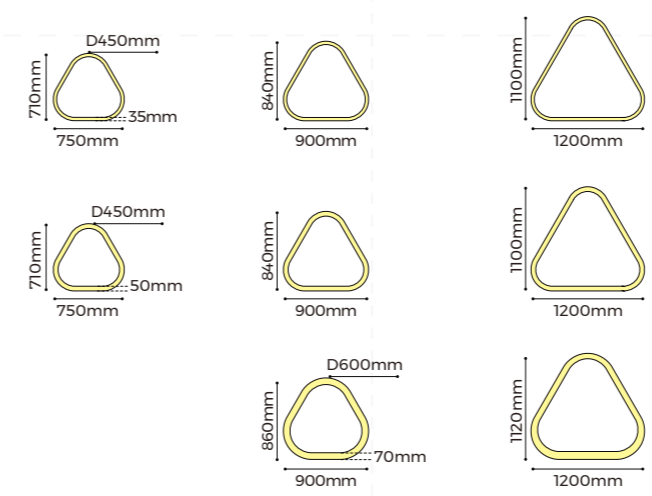
Ceiling



Recessed



Size selection

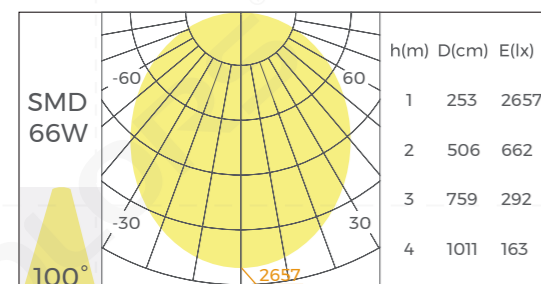


Case 1: For lengths ≤ 1.2m, the lamp is to be produced as complete unit

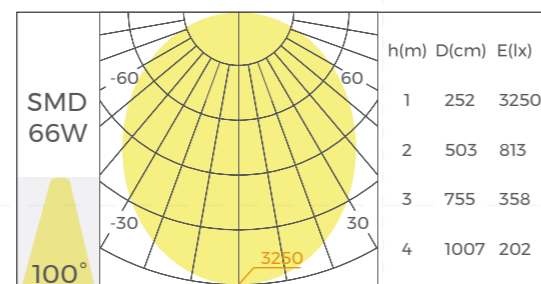
Case 2: For length > 1.2m, the lamp is to be divided into parts

Optical parameters

T-RS3535D / T-RS3570D / T-RE3535D

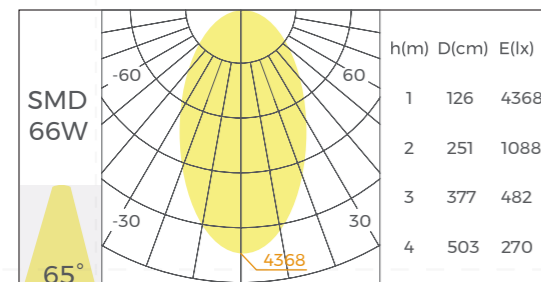


Regular version

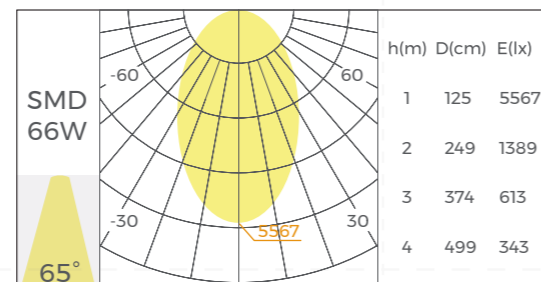


High-efficiency version

T-RS3535P / T-RS3570P / T-RE3535P

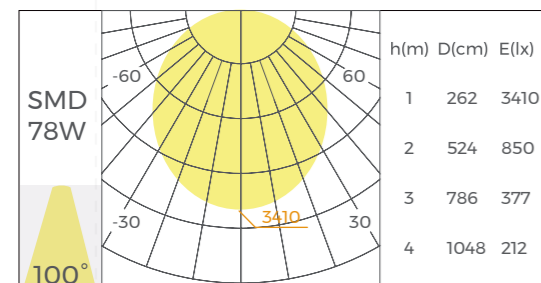


Regular version

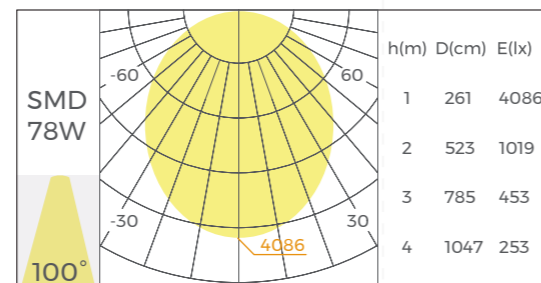


High-efficiency version

T-RS5035D / T-RS5070D / T-RE5035D

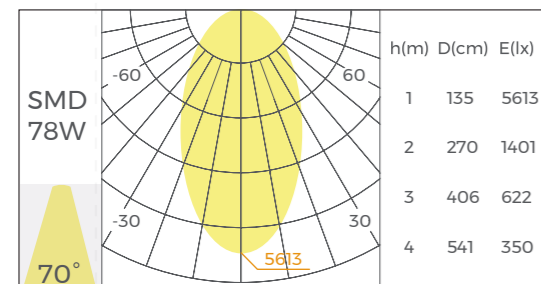


Regular version

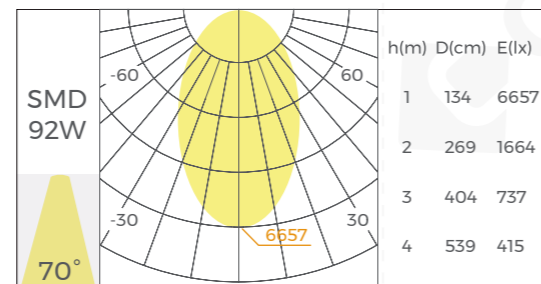


High-efficiency version

T-RS5035P / T-RS5070P / T-RE5035P



Regular version



High-efficiency version

*The above data is based on a 1200mm diameter length with Ra80,4000K.

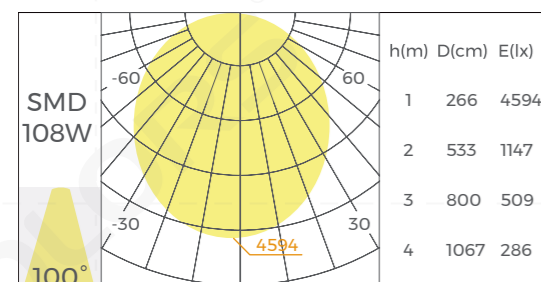
Luminaire Parameters

Model	Optical	Size (mm)	Input Voltage (V)	Input Current (mA)	Type Power (W/PCS)	Lumens-R (LM/PCS)	Lumens-H (LM/PCS)	CRI	CCT	Dimming
T-RS3535D T-RS3570D T-RE3535D	Diffuser	600	AC200-240V	160	32	3200	3840	>80 >90	2700K 3000K 3500K 4000K 5000K 6500K	Non-dimming 1-10V DALI
		900	AC200-240V	240	48	4800	5760			
		1200	AC200-240V	330	66	6600	7920			
		1500	AC200-240V	390	78	7800	9360			
		1800	AC200-240V	550	108	10800	12960			
2400	AC200-240V	700	138	13800	16560					
T-RS3535P T-RS3570P T-RE3535P	Prismatic	600	AC200-240V	160	32	2720	3360			
		900	AC200-240V	240	48	4080	5040			
		1200	AC200-240V	330	66	5610	6930			
		1500	AC200-240V	390	78	6630	8190			
		1800	AC200-240V	550	108	9180	11340			
2400	AC200-240V	700	138	11730	14490					
T-RS5035D T-RS5070D T-RE5035D	Diffuser	600	AC200-240V	200	40	4000	4800			
		900	AC200-240V	300	60	6000	7200			
		1200	AC200-240V	390	78	7800	9360			
		1500	AC200-240V	550	108	10800	12960			
		1800	AC200-240V	610	120	12000	14400			
2400	AC200-240V	850	168	16800	20160					
T-RS5035P T-RS5070P T-RE5035P	Prismatic	600	AC200-240V	200	40	3600	4200			
		900	AC200-240V	300	60	5400	6300			
		1200	AC200-240V	390	78	7020	8190			
		1500	AC200-240V	550	108	9720	11340			
		1800	AC200-240V	610	120	10800	12600			
2400	AC200-240V	850	168	15120	17640					

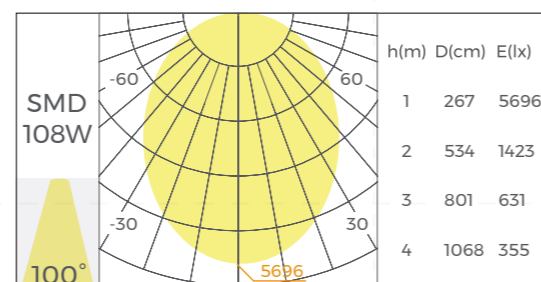
Note:
 1. The output data data is based on white color luminaire with Ra80,4000K;
 2. The tolerance of output data can be vary up to 15%;
 3. The output data is typical value.

Optical parameters

T-RS7035D / T-RS7070D / T-RE7035D

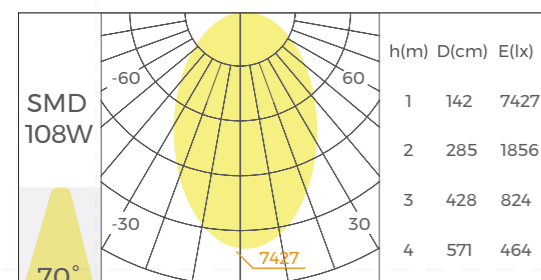


Regular version

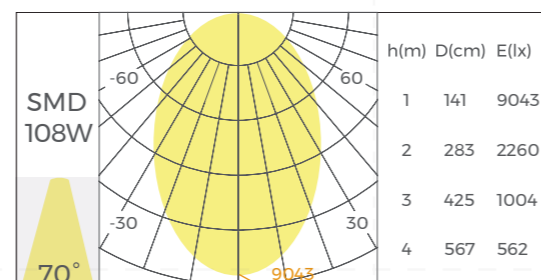


High-efficiency version

T-RS7035P / T-RS7070P / T-RE7035P

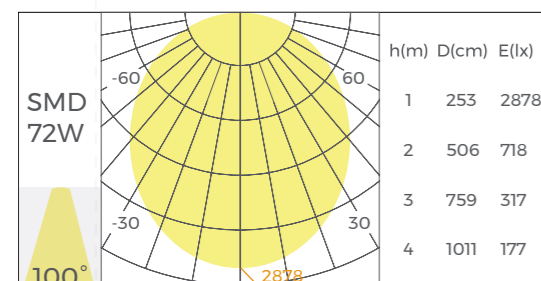


Regular version

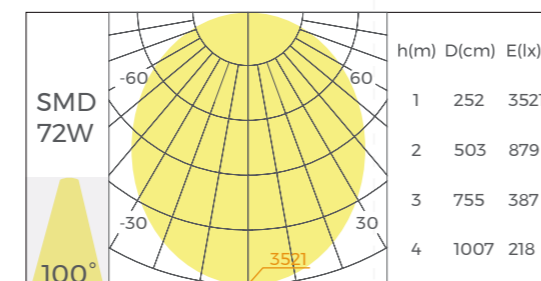


High-efficiency version

T-CS3535D / T-CS3570D / T-CE3535D

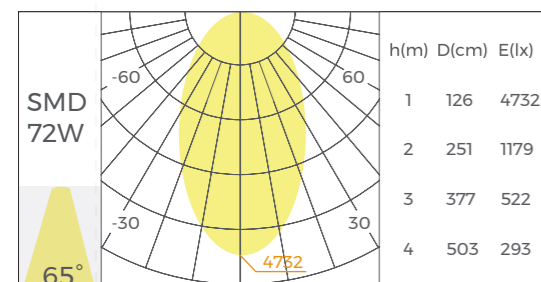


Regular version

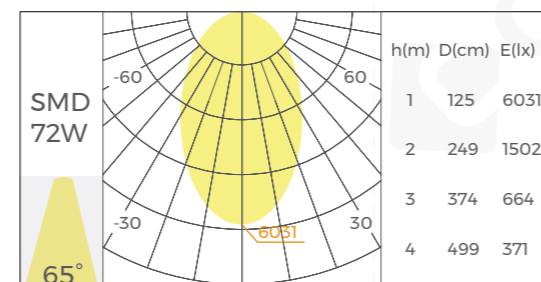


High-efficiency version

T-CS3535P / T-CS3570P / T-CE3535P



Regular version



High-efficiency version

*The above data is based on a 1200mm diameter luminaire with Ra80,4000K.

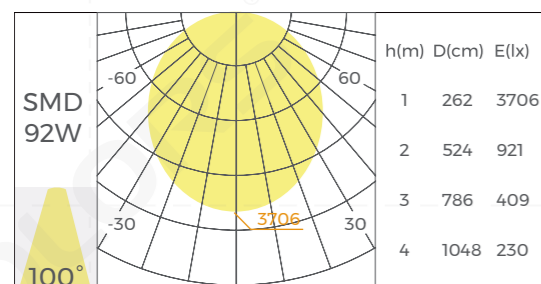
Luminaire Parameters

Model	Optical	Size (mm)	Input Voltage (V)	Input Current (mA)	Type Power (W/PCS)	Lumens-R (LM/PCS)	Lumens-H (LM/PCS)	CRI	CCT	Dimming
T-RS7035D T-RS7070D T-RE7035D	Diffuser	600	AC200-240V	290	44	4840	5940	>80 >90	2700K 3000K 3500K 4000K 5000K 6500K	Non-dimming 1-10V DALI
		900	AC200-240V	440	72	7920	9720			
		1200	AC200-240V	590	108	11880	14580			
		1500	AC200-240V	750	132	14520	17820			
		1800	AC200-240V	890	168	18480	22680			
		2400	AC200-240V	1190	216	23760	29160			
T-RS7035P T-RS7070P T-RE7035P	Prismatic	600	AC200-240V	220	44	4400	4541	>80 >90	2700K 3000K 3500K 4000K 5000K 6500K	Non-dimming 1-10V DALI
		900	AC200-240V	360	72	7200	7430			
		1200	AC200-240V	550	108	10800	11146			
		1500	AC200-240V	670	132	13200	13622			
		1800	AC200-240V	850	168	16800	17338			
		2400	AC200-240V	1090	216	21600	22291			
T-CS3535D T-CS3570D T-CE3535D	Diffuser	750	AC200-240V	220	44	4400	5280	>80 >90	2700K 3000K 3500K 4000K 5000K 6500K	Non-dimming 1-10V DALI
		900	AC200-240V	270	54	5400	6480			
		1200	AC200-240V	360	72	7200	8640			
		1500	AC200-240V	390	78	7800	9360			
		1800	AC200-240V	550	108	10800	12960			
		2400	AC200-240V	730	144	14400	17280			
T-CS3535P T-CS3570P T-CE3535P	Prismatic	750	AC200-240V	220	44	3740	4620	>80 >90	2700K 3000K 3500K 4000K 5000K 6500K	Non-dimming 1-10V DALI
		900	AC200-240V	270	54	4590	5670			
		1200	AC200-240V	360	72	6120	7560			
		1500	AC200-240V	390	78	6630	8190			
		1800	AC200-240V	550	108	9180	11340			
		2400	AC200-240V	730	144	12240	15120			

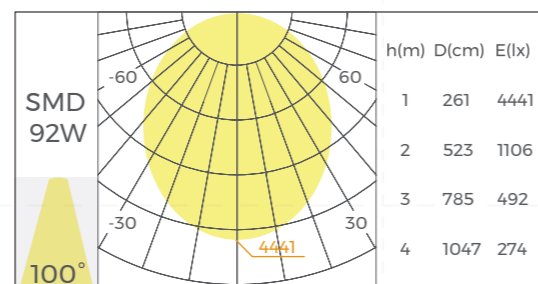
Note:
 1. The output data data is based on white color luminaire with Ra80,4000K;
 2. The tolerance of output data can be vary up to 15%;
 3. The output data is typical value.

Optical parameters

T-CS5035D / T-CS5070D / T-CE5035D

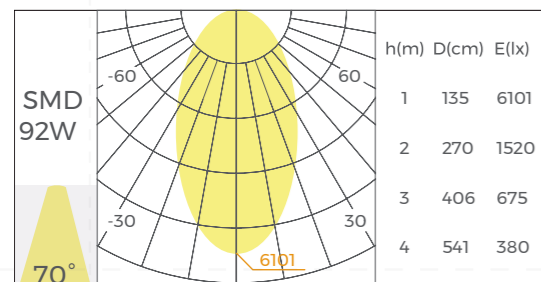


Regular version

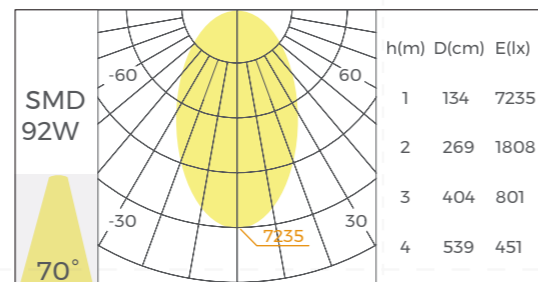


High-efficiency version

T-CS5035P / T-CS5070P / T-CE5035P

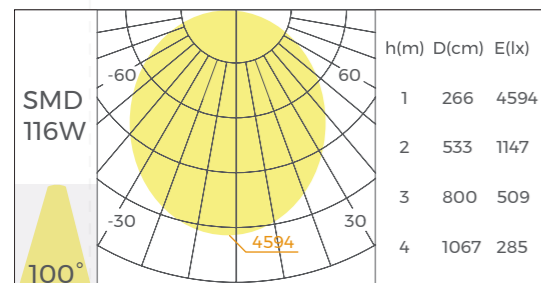


Regular version

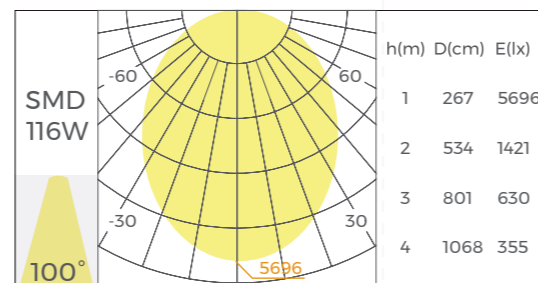


High-efficiency version

T-CS7035D / T-CS7070D / T-CE7035D

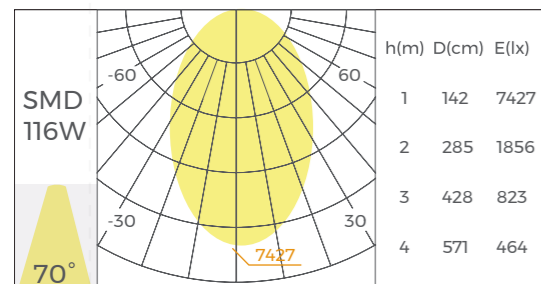


Regular version

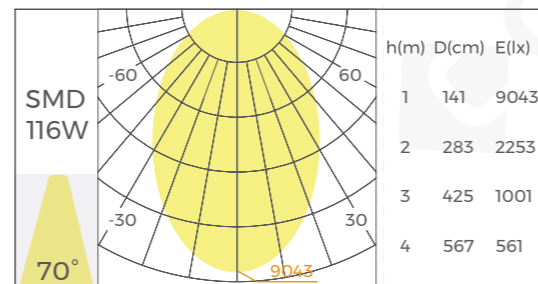


High-efficiency version

T-CS7035P / T-CS7070P / T-CE7035P



Regular version



High-efficiency version

*The above data is based on a 1200mm diameter luminaire with Ra80,4000K.

Luminaire Parameters

Mod Model	Optical	Size (mm)	Input Voltage (V)	Input Current (mA)	Type Power (W/PCS)	Lumens-R (LM/PCS)	Lumens-H (LM/PCS)	CRI	CCT	Dimming
T-CS5035D T-CS5070D T-CE5035D	Diffuser	750	AC200-240V	280	56	5600	6720	>80 >90	2700K 3000K 3500K 4000K 5000K 6500K	Non-dimming 1-10V DALI
		900	AC200-240V	330	66	6600	7920			
		1200	AC200-240V	460	92	9200	11040			
		1500	AC200-240V	580	115	11500	13800			
		1800	AC200-240V	680	135	13500	16200			
2400	AC200-240V	880	175	17500	21000					
T-CS5035P T-CS5070P T-CE5035P	Prismatic	750	AC200-240V	280	56	5040	5779			
		900	AC200-240V	330	66	5940	6811			
		1200	AC200-240V	460	92	8280	9494			
		1500	AC200-240V	580	115	10350	11868			
		1800	AC200-240V	680	135	12150	13932			
2400	AC200-240V	880	175	15750	18060					
T-CS7035D T-CS7070D T-CE7035D	Diffuser	900	AC200-240V	390	78	15750	10530			
		1200	AC200-240V	590	116	12760	15660			
		1500	AC200-240V	750	148	16280	19980			
		1800	AC200-240V	890	176	19360	23760			
2400	AC200-240V	1190	235	25850	31725					
T-CS7035P T-CS7070P T-CE7035P	Prismatic	900	AC200-240V	390	78	7800	9360			
		1200	AC200-240V	590	116	11600	13920			
		1500	AC200-240V	750	148	14800	17760			
		1800	AC200-240V	890	176	17600	21120			
2400	AC200-240V	1190	235	23500	28200					

Note:
 1. The output data data is based on white color luminaire with Ra80,4000K;
 2. The tolerance of output data can be vary up to 15%;
 3. The output data is typical value.

Hexagon Series

A Highly Customizable Lighting Solution



Quick info

UGR<19
Up to 135LM/W
SDCM≤3
5-year Warranty
IP20
L80, 50,000H
CB,ENEC,ETL,CE,UKCA,ROHS,REACH,LM-80

Order option

Optical
Diffuser
Prismatic(UGR <19)

CCT
2700K / 3000K / 3500K / 4000K
5000K / 6500K

CRI
>80 / >90

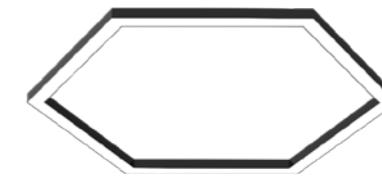
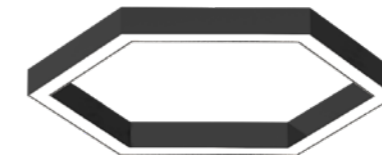
Control
ON/OFF / 1-10V / DALI2+PUSH

Coating
Black / White / Silver / Orange / Blue
Green / Rose gold / Champagne gold

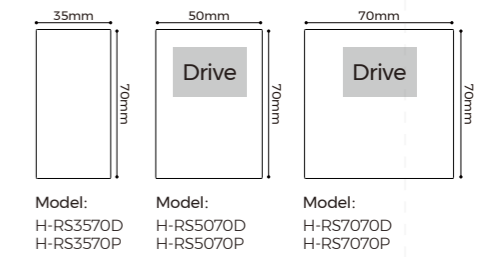
Power
35: 20W/M 50: 25W/M 70: 33W/M

Version
Regular High-efficiency

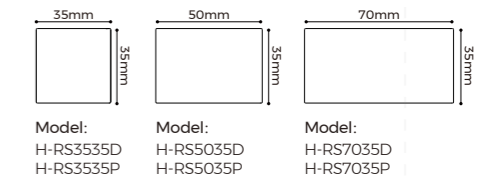
Size
300 / 450 / 600 / 750 / 900 / 1200mm



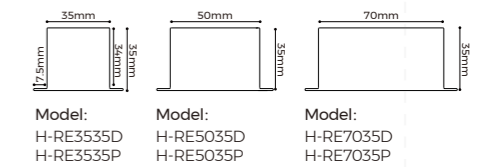
Pendant



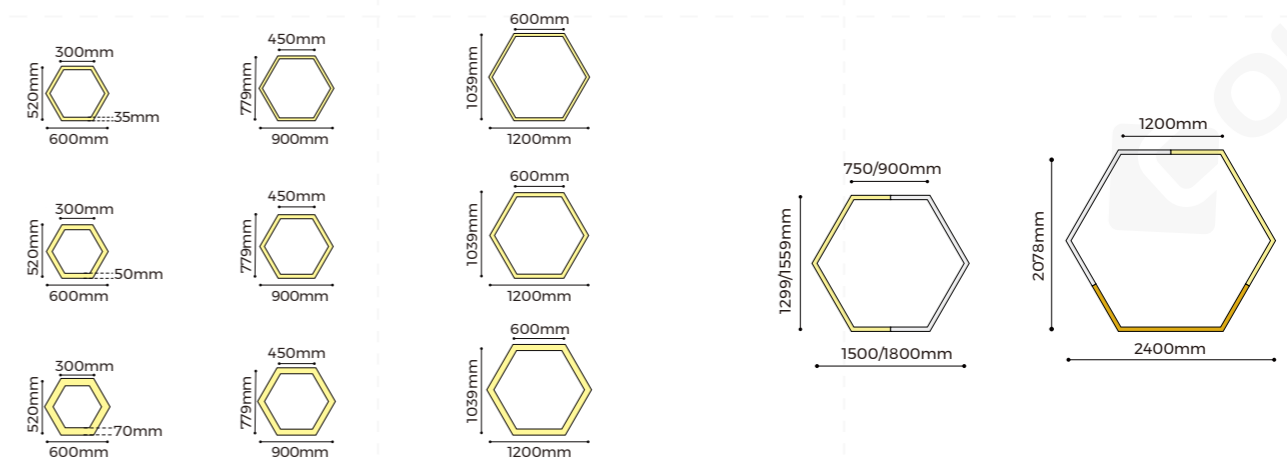
Ceiling



Recessed



Size selection



Case 1: For lengths ≤ 1.2m, the lamp is to be produced as complete unit

Case 2: For lengths > 600mm, the lamp is to be divided into parts



Quick info

UGR<19
 Up to 135LM/W
 SDCM≤3
 5-year Warranty
 IP20
 L80, 50,000H
 CB,ENEC,ETL,CE,UKCA,ROHS,REACH,LM-80

Order option

Optical
 Diffuser

Prismatic(UGR <19)

CCT
 2700K / 3000K / 3500K / 4000K
 5000K / 6500K

CRI
 >80 / >90

Control
 ON/OFF / 1-10V / DALI2+PUSH

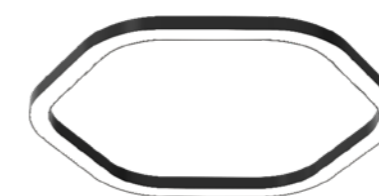
Coating
 Black / White / Silver / Orange / Blue

Green / Rose gold / Champagne gold

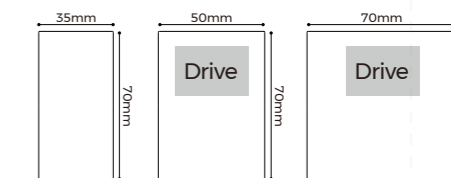
Power
 35: 20W/M 50: 25W/M 70: 33W/M

Version
 Regular High-efficiency

Size
 375 / 450 / 600 / 750 / 900 / 1200mm

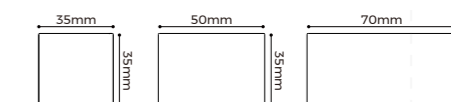


Pendant



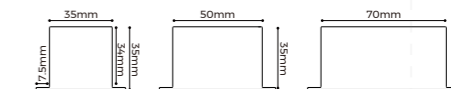
Model: H-CS3570D H-CS3570P
 Model: H-CS5070D H-CS5070P
 Model: H-CS7070D H-CS7070P

Ceiling



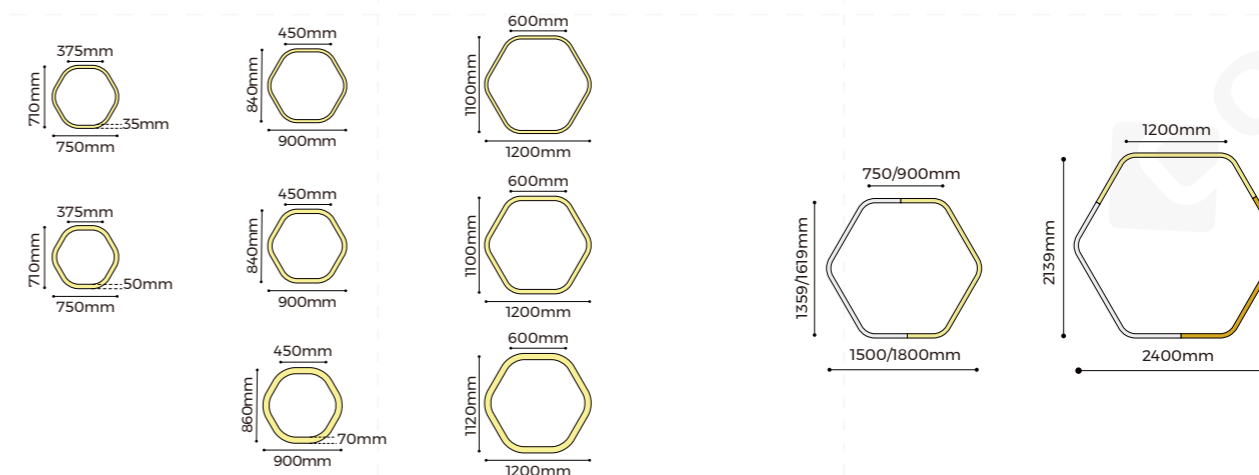
Model: H-CS3535D H-CS3535P
 Model: H-CS5035D H-CS5035P
 Model: H-CS7035D H-CS7035P

Recessed



Model: H-CE3535D H-CE3535P
 Model: H-CE5035D H-CE5035P
 Model: H-CE7035D H-CE7035P

Size selection

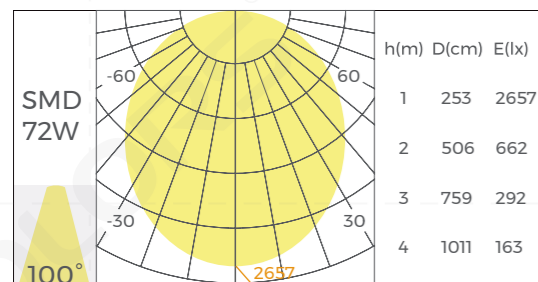


Case 1: For lengths≤1.2m, the lamp is to be produced as complete unit

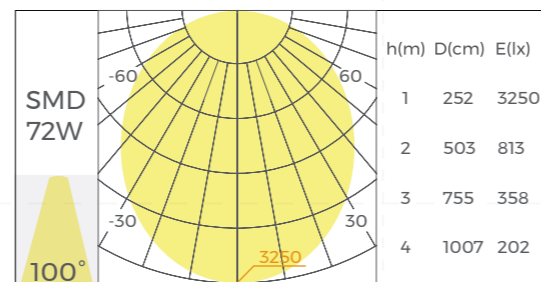
Case 2: For length>600mm, the lamp is to be divided into parts

Optical parameters

H-RS3535D / H-RS3570D / H-RE3535D

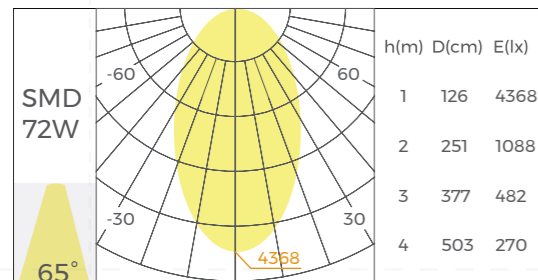


Regular version

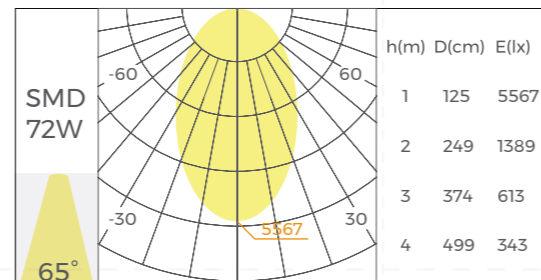


High-efficiency version

H-RS3535P / H-RS3570P / H-RE3535P

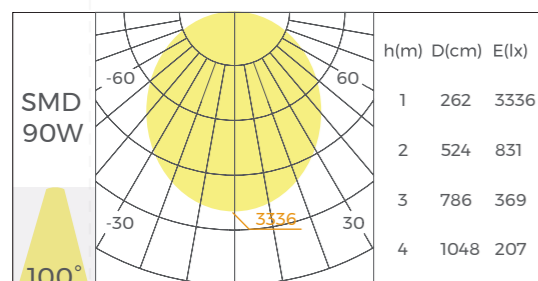


Regular version

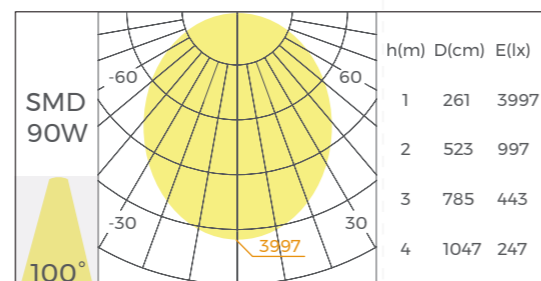


High-efficiency version

H-RS5035D / H-RS5070D / H-RE5035D

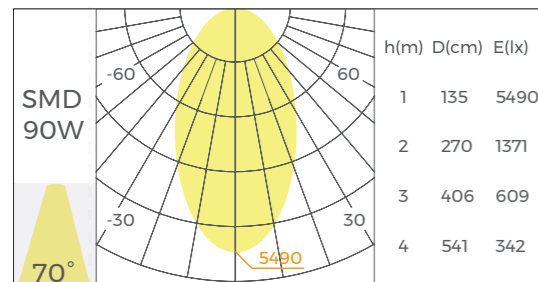


Regular version

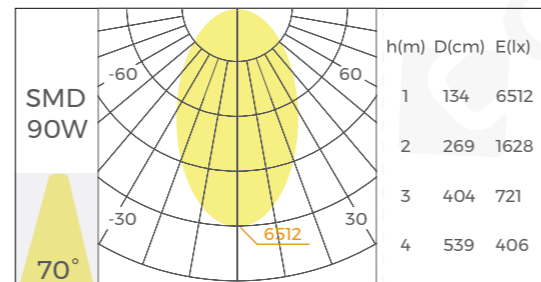


High-efficiency version

H-RS5035P / H-RS5070P / H-RE5035P



Regular version



High-efficiency version

*The above data is based on a 600mm length luminaire with Ra80,4000K.

Luminaire Parameters

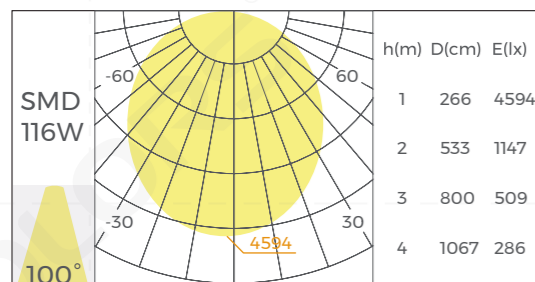
Model	Optical	Size (mm)	Input Voltage (V)	Input Current (mA)	Type Power (W/PCS)	Lumens-R (LM/PCS)	Lumens-H (LM/PCS)	CRI	CCT	Dimming
H-RS3535D H-RS3570D H-RE3535D	Diffuser	300	AC200-240V	180	35	3500	4200	>80 >90	2700K 3500K 4000K 5000K 6500K	Non-dimming 1-10V DALI
		450	AC200-240V	270	54	5400	6480			
		600	AC200-240V	360	72	7200	8640			
		750	AC200-240V	450	90	9000	10800			
		900	AC200-240V	550	108	10800	12960			
		1200	AC200-240V	730	144	14400	17280			
H-RS3535P H-RS3570P H-RE3535P	Prismatic	300	AC200-240V	180	35	2975	3675			
		450	AC200-240V	270	54	4590	5670			
		600	AC200-240V	360	72	6120	7560			
		750	AC200-240V	450	90	7650	9450			
		900	AC200-240V	550	108	9180	11340			
		1200	AC200-240V	730	144	12240	15120			
H-RS5035D H-RS5070D H-RE5035D	Diffuser	300	AC200-240V	230	45	4500	5400			
		450	AC200-240V	330	66	6600	7920			
		600	AC200-240V	450	90	9000	10800			
		750	AC200-240V	560	110	11000	13200			
		900	AC200-240V	670	132	13200	15840			
		1200	AC200-240V	890	176	17600	21120			
H-RS5035P H-RS5070P H-RE5035P	Prismatic	300	AC200-240V	230	45	4050	4725			
		450	AC200-240V	330	66	5940	6930			
		600	AC200-240V	450	90	8100	9450			
		750	AC200-240V	560	110	9900	11550			
		900	AC200-240V	670	132	11880	13860			
		1200	AC200-240V	890	176	15840	18480			

Note:

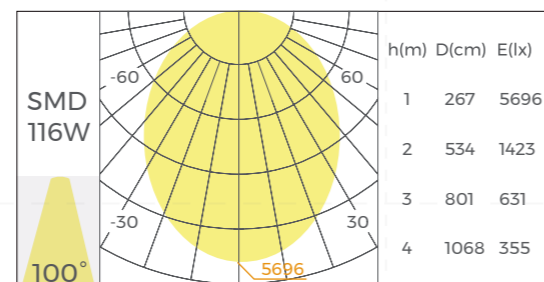
1. The output data data is based on white color luminaire with Ra80,4000K;
2. The tolerance of output data can be vary up to 15%;
3. The output data is typical value.

Optical parameters

H-RS7035D / H-RS7070D / H-RE7035D

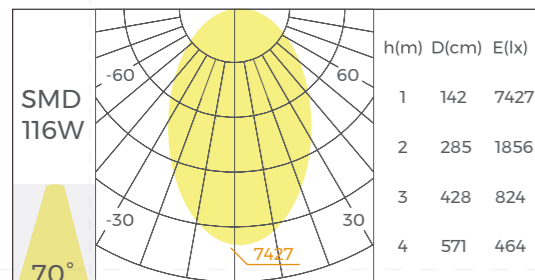


Regular version

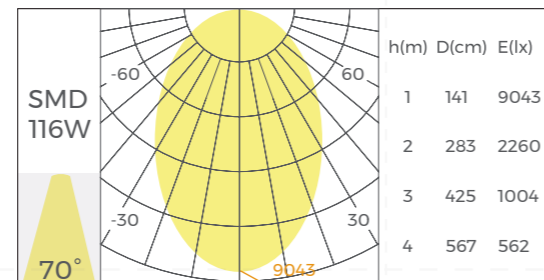


High-efficiency version

H-RS7035P / H-RS7070P / H-RE7035P

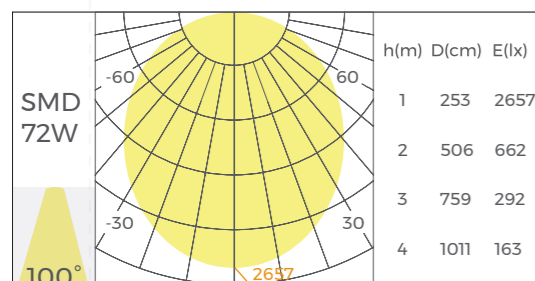


Regular version

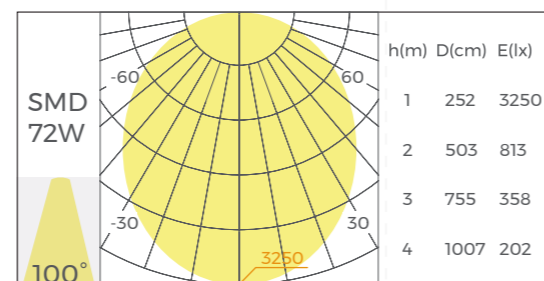


High-efficiency version

H-CS3535D / H-CS3570D / H-CE3535D

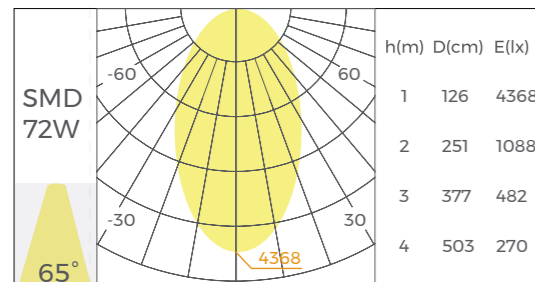


Regular version

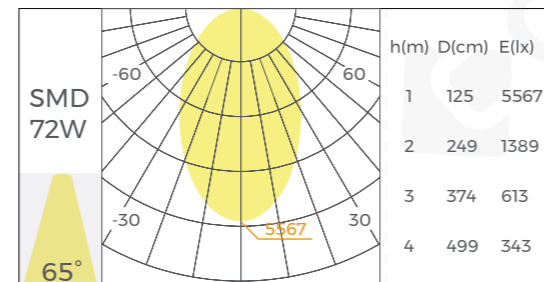


High-efficiency version

H-CS3535P / H-CS3570P / H-CE3535P



Regular version



High-efficiency version

*The above data is based on a 600mm length luminaire with Ra80,4000K.

Luminaire Parameters

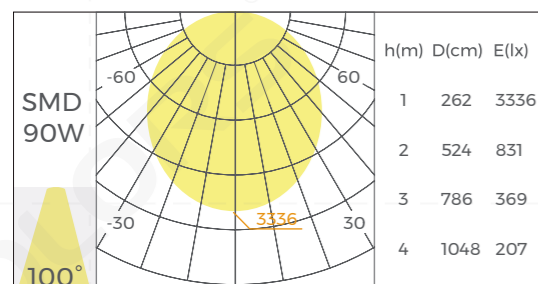
Model	Optical	Size (mm)	Input Voltage (V)	Input Current (mA)	Type Power (W/PCS)	Lumens-R (LM/PCS)	Lumens-H (LM/PCS)	CRI	CCT	Dimming
H-RS7035D H-RS7070D H-RE7035D	Diffuser	300	AC200-240V	290	58	6380	7830	>80 >90	2700K 3000K 3500K 4000K 5000K 6500K	Non-dimming 1-10V DALI
		450	AC200-240V	450	90	9900	12150			
		600	AC200-240V	590	116	12760	15660			
		750	AC200-240V	750	148	16280	19980			
		900	AC200-240V	890	176	19360	23760			
		1200	AC200-240V	1190	235	25850	31725			
H-RS7035P H-RS7070P H-RE7035P	Prismatic	300	AC200-240V	290	58	5800	6960	>80 >90	2700K 3000K 3500K 4000K 5000K 6500K	Non-dimming 1-10V DALI
		450	AC200-240V	450	90	9000	10800			
		600	AC200-240V	590	116	11600	13920			
		750	AC200-240V	750	148	14800	17760			
		900	AC200-240V	890	176	17600	21120			
		1200	AC200-240V	1190	235	23500	28200			
H-CS3535D H-CS3570D H-CE3535D	Diffuser	375	AC200-240V	230	45	4500	5400	>80 >90	2700K 3000K 3500K 4000K 5000K 6500K	Non-dimming 1-10V DALI
		450	AC200-240V	270	54	5400	6480			
		600	AC200-240V	360	72	7200	8640			
		750	AC200-240V	450	90	9000	10800			
		900	AC200-240V	550	108	10800	12960			
		1200	AC200-240V	730	144	14400	17280			
H-CS3535P H-CS3570P H-CE3535P	Prismatic	375	AC200-240V	230	45	3825	4725	>80 >90	2700K 3000K 3500K 4000K 5000K 6500K	Non-dimming 1-10V DALI
		450	AC200-240V	270	54	4590	5670			
		600	AC200-240V	360	72	6120	7560			
		750	AC200-240V	450	90	7650	9450			
		900	AC200-240V	550	108	9180	11340			
		1200	AC200-240V	730	144	12240	15120			

Note:

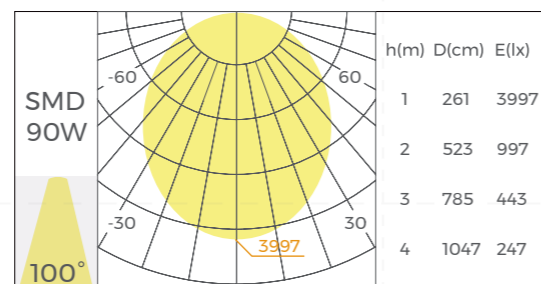
- The output data data is based on white color luminaire with Ra80,4000K;
- The tolerance of output data can be vary up to 15%;
- The output data is typical value.

Optical parameters

H-CS5035D / H-CS5070D / H-CE5035D

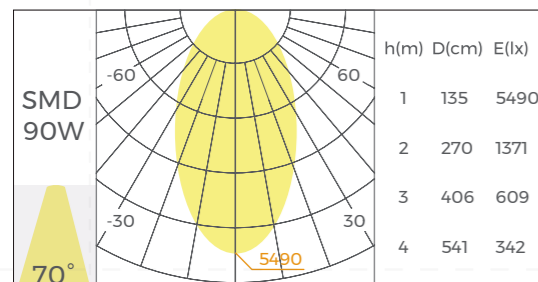


Regular version

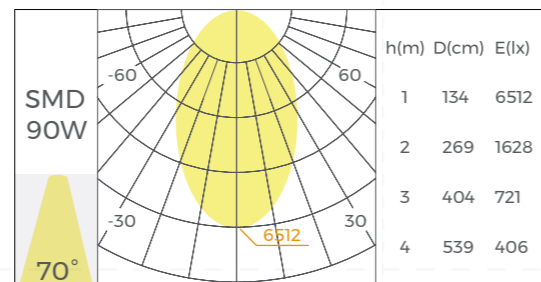


High-efficiency version

H-CS5035P / H-CS5070P / H-CE5035P

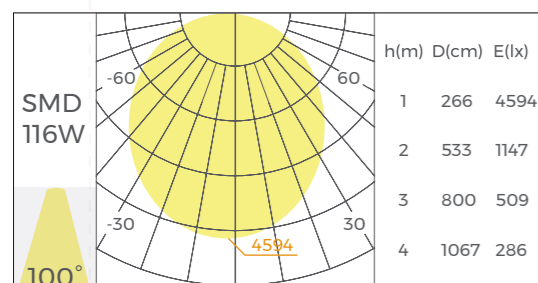


Regular version

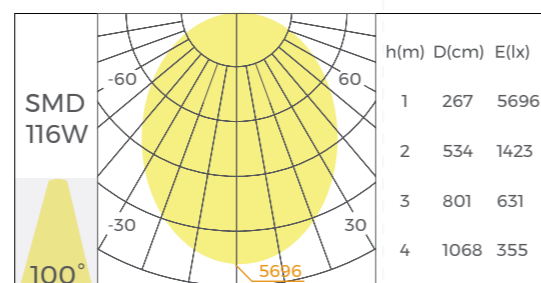


High-efficiency version

H-CS7035D / H-CS7070D / H-CE7035D

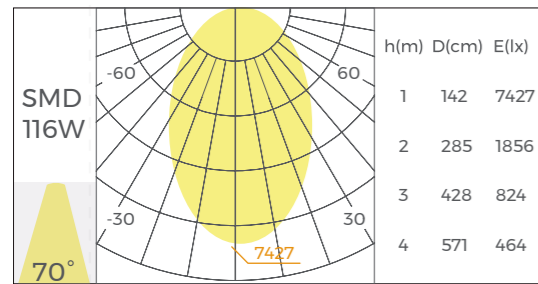


Regular version

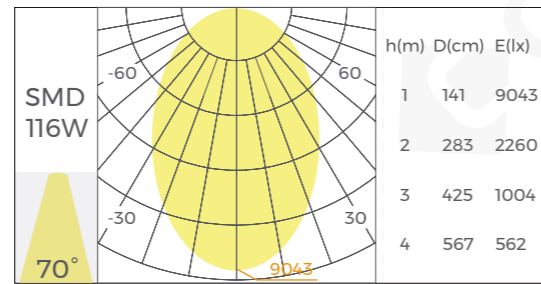


High-efficiency version

H-CS7035P / H-CS7070P / H-CE7035P



Regular version



High-efficiency version

*The above data is based on a 600mm length luminaire with Ra80,4000K.

Luminaire Parameters

Model	Optical	Size (mm)	Input Voltage (V)	Input Current (mA)	Type Power (W/PCS)	Lumens-R (LM/PCS)	Lumens-H (LM/PCS)	CRI	CCT	Dimming
H-CS5035D H-CS5070D H-CE5035D	Diffuser	375	AC200-240V	280	56	5600	6720	>80 >90	2700K 3000K 3500K 4000K 5000K 6500K	Non-dimming 1-10V DALI
		450	AC200-240V	330	66	6600	7920			
		600	AC200-240V	450	90	9000	10800			
		750	AC200-240V	560	110	11000	13200			
		900	AC200-240V	670	132	13200	15840			
		1200	AC200-240V	890	176	17600	21120			
H-CS5035P H-CS5070P H-CE5035P	Prismatic	375	AC200-240V	280	56	3825	5880	>80 >90	2700K 3000K 3500K 4000K 5000K 6500K	Non-dimming 1-10V DALI
		450	AC200-240V	330	66	5940	6930			
		600	AC200-240V	450	90	8100	9450			
		750	AC200-240V	560	110	9900	11550			
		900	AC200-240V	670	132	11880	13860			
		1200	AC200-240V	890	176	15840	18480			
H-CS7035D H-CS7070D H-CE7035D	Diffuser	450	AC200-240V	450	90	9900	12150	>80 >90	2700K 3000K 3500K 4000K 5000K 6500K	Non-dimming 1-10V DALI
		600	AC200-240V	590	116	12760	15660			
		750	AC200-240V	750	148	16280	19980			
		900	AC200-240V	890	176	19360	23760			
		1200	AC200-240V	1190	235	25850	31725			
H-CS7035P H-CS7070P H-CE7035P	Prismatic	450	AC200-240V	450	90	9000	10800	>80 >90	2700K 3000K 3500K 4000K 5000K 6500K	Non-dimming 1-10V DALI
		600	AC200-240V	590	116	11600	13920			
		750	AC200-240V	750	148	14800	17760			
		900	AC200-240V	890	176	17600	21120			
		1200	AC200-240V	1190	235	23500	28200			

Note:
 1. The output data data is based on white color luminaire with Ra80,4000K;
 2. The tolerance of output data can be vary up to 15%;
 3. The output data is typical value.

Diamond Series

A Highly Customizable Lighting Solution



Quick info

UGR<19
 Up to 135LM/W
 SDCM≤3
 5-year Warranty
 IP20
 L80, 50,000H
 CB, ENEC, ETL, CE, UKCA, ROHS, REACH, LM-80

Order option

Optical
 Diffuser
 Prismatic (UGR <19)

CCT
 2700K / 3000K / 3500K / 4000K
 5000K / 6500K

CRI
 >80 / >90

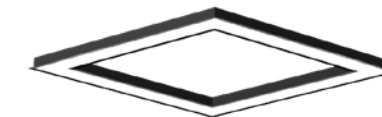
Control
 ON/OFF / 1-10V / DALI2+PUSH

Coating
 Black / White / Silver / Orange / Blue
 Green / Rose gold / Champagne gold

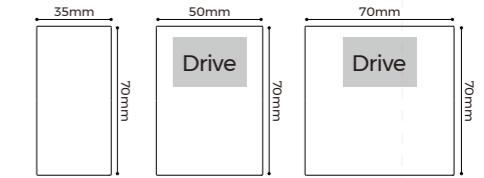
Power
 35: 20W/M 50: 25W/M 70: 33W/M

Version
 Regular High-efficiency

Size
 600 / 900 / 1200mm

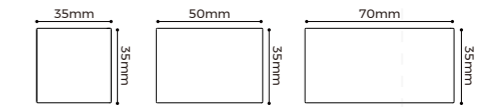


Pendant



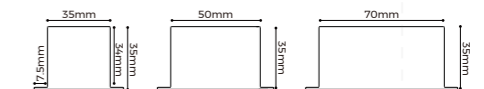
Model: D-RS3570D / D-RS3570P
 Model: D-RS5070D / D-RS5070P
 Model: D-RS7070D / D-RS7070P

Ceiling



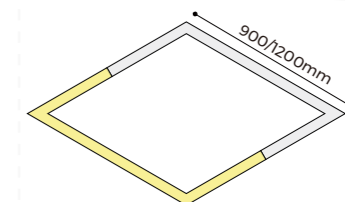
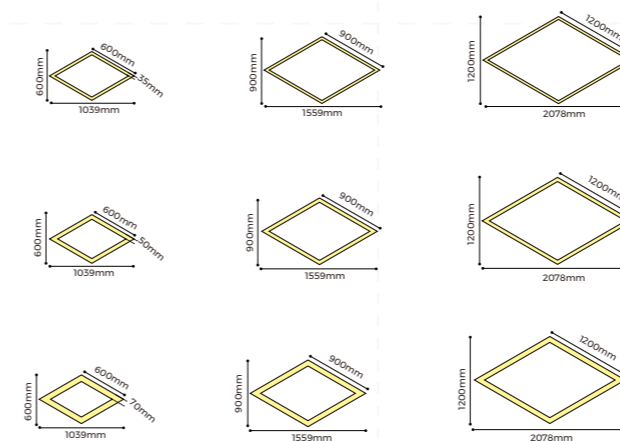
Model: D-RS3535D / D-RS3535P
 Model: D-RS5035D / D-RS5035P
 Model: D-RS7035D / D-RS7035P

Recessed



Model: D-RE3535D / D-RE3535P
 Model: D-RE5035D / D-RE5035P
 Model: D-RE7035D / D-RE7035P

Size selection

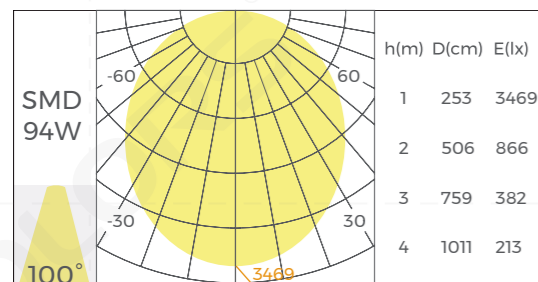


Case 1: For lengths≤600mm, the lamp is to be produced as complete unit

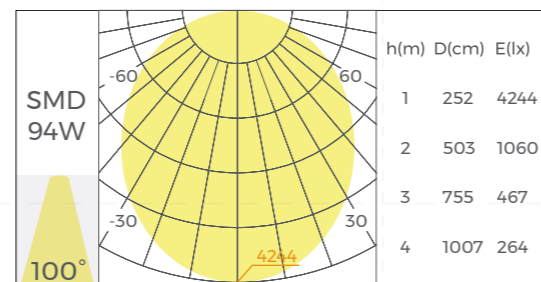
Case 2: For length>600mm, the lamp is to be divided into parts

Optical parameters

D-RS3535D / D-RS3570D / D-RE3535D

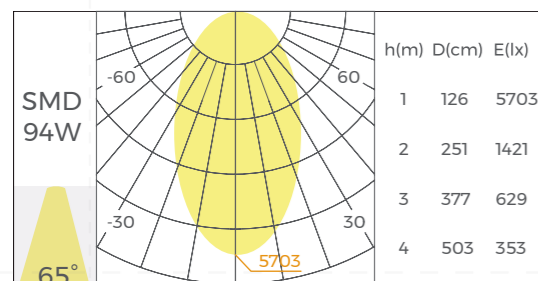


Regular version

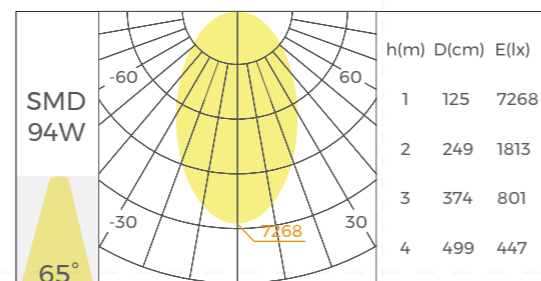


High-efficiency version

D-RS3535P / D-RS3570P / D-RE3535P

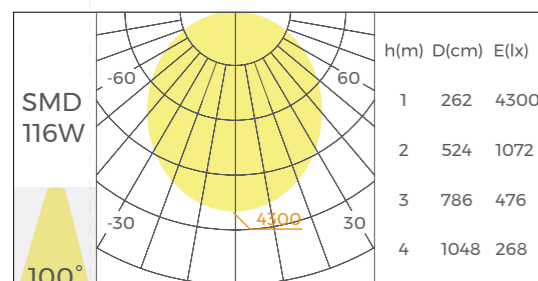


Regular version

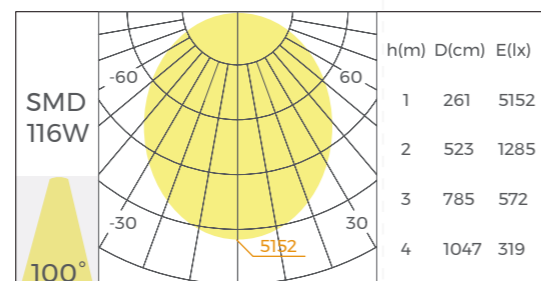


High-efficiency version

D-RS5035D / D-RS5070D / D-RE5035D



Regular version

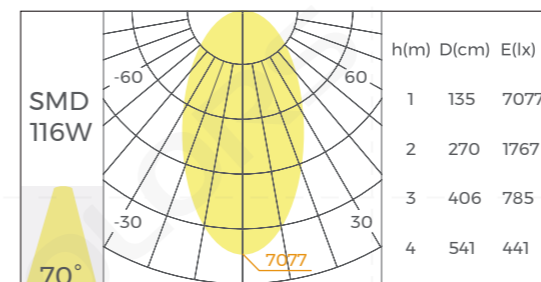


High-efficiency version

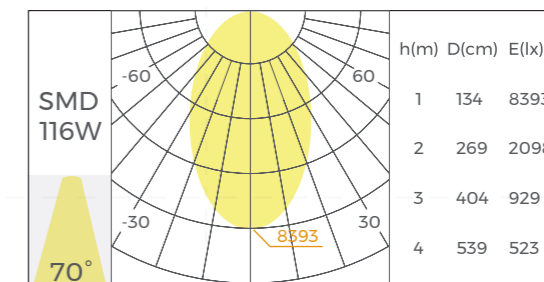
*The above data is based on a 1200mm diameter luminaire with Ra80,4000K.

Optical parameters

D-RS5035P / D-RS5070P / D-RE5035P

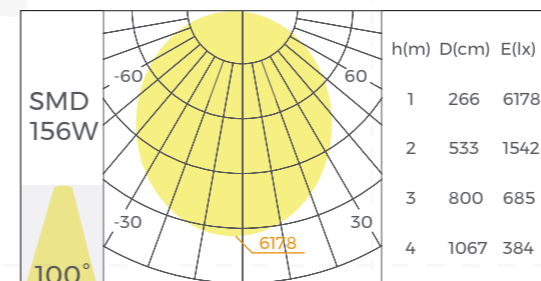


Regular version

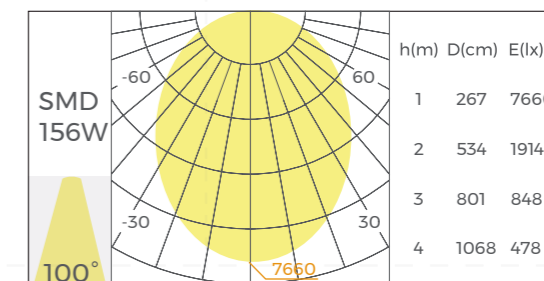


High-efficiency version

D-RS7035D / D-RS7070D / D-RE7035D

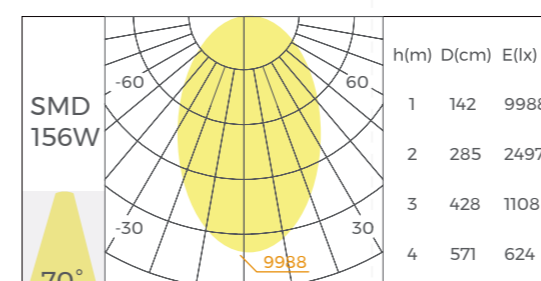


Regular version

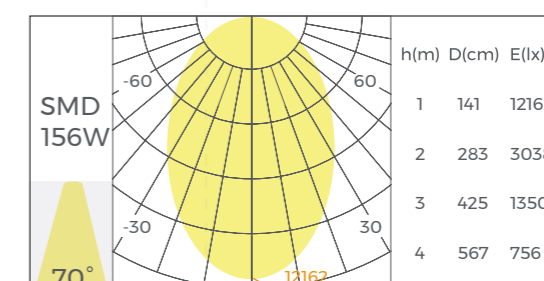


High-efficiency version

D-RS7035P / D-RS7070P / D-RE7035P



Regular version



High-efficiency version

*The above data is based on a 1200mm diameter luminaire with Ra80,4000K.

Luminaire Parameters

Mall Model	Optical	Size (mm)	Input Voltage (V)	Input Current (mA)	Type Power (W/PCS)	Lumens-R (LM/PCS)	Lumens-H (LM/PCS)	CRI	CCT	Dimming
D-RS3535D D-RS3570D D-RE3535D	Diffuser	600	AC200-240V	240	48	4560	5760	>80 >90	2700K 3000K 3500K 4000K 5000K 6500K	Non-dimming 1-10V DALI
		900	AC200-240V	350	70	6650	8400			
		1200	AC200-240V	470	94	8930	11280			
D-RS3535P D-RS3570P D-RE3535P	Prismatic	600	AC200-240V	240	48	3840	5040			
		900	AC200-240V	350	70	5600	7350			
		1200	AC200-240V	470	94	7520	9870			
D-RS5035D D-RS5070D D-RE5035D	Diffuser	600	AC200-240V	290	58	5800	6960			
		900	AC200-240V	450	90	9000	10800			
		1200	AC200-240V	590	116	11600	13920			
D-RS5035P D-RS5070P D-RE5035P	Prismatic	600	AC200-240V	290	58	5220	6090			
		900	AC200-240V	450	90	8100	9450			
		1200	AC200-240V	590	116	10440	12180			
D-RS7035D D-RS7070D D-RE7035D	Diffuser	600	AC200-240V	390	78	8580	10530			
		900	AC200-240V	590	116	12760	15660			
		1200	AC200-240V	790	156	17160	21060			
D-RS7035P D-RS7070P D-RE7035P	Prismatic	600	AC200-240V	390	78	7800	9360			
		900	AC200-240V	590	116	11600	13920			
		1200	AC200-240V	790	156	15600	18720			

- Note:
1. The output data data is based on white color luminaire with Ra80,4000K;
 2. The tolerance of output data can be vary up to 15%;
 3. The output data is typical value.

Wave Series

A Highly Customizable Lighting Solution



Quick info

UGR<19
 Up to 135LM/W
 SDCM≤3
 5-year Warranty
 IP20
 L80, 50,000H
 CB, ENEC, ETL, CE, UKCA, ROHS, REACH, LM-80



Order option

Optical
 Diffuser

Prismatic (UGR <19)

CCT
 2700K / 3000K / 3500K / 4000K
 5000K / 6500K

CRI
 >80 / >90

Control
 ON/OFF / 1-10V / DALI2+PUSH

Coating
 Black / White / Silver / Orange / Blue

Green / Rose gold / Champagne gold

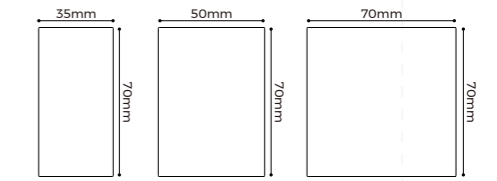
Power
 35: 20W/M 50: 25W/M 70: 33W/M

Version
 Regular High-efficiency

Size
 D450 / D600 / D800 / D1000 / D1200
 D1500 / D2000 / D3000mm



Pendant

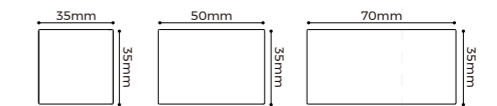


Model:
 W-CS3570D
 W-CS3570P

Model:
 W-CS5070D
 W-CS5070P

Model:
 W-CS7070D
 W-CS7070P

Ceiling

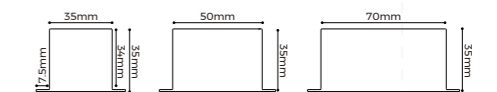


Model:
 W-CS3535D
 W-CS3535P

Model:
 W-CS5035D
 W-CS5035P

Model:
 W-CS7035D
 W-CS7035P

Recessed

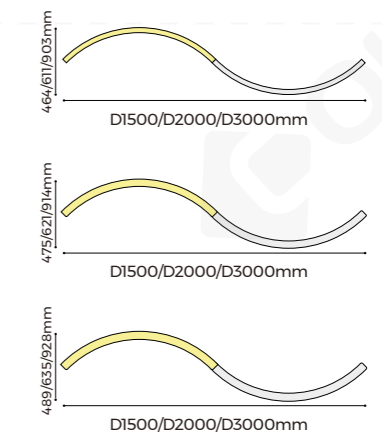
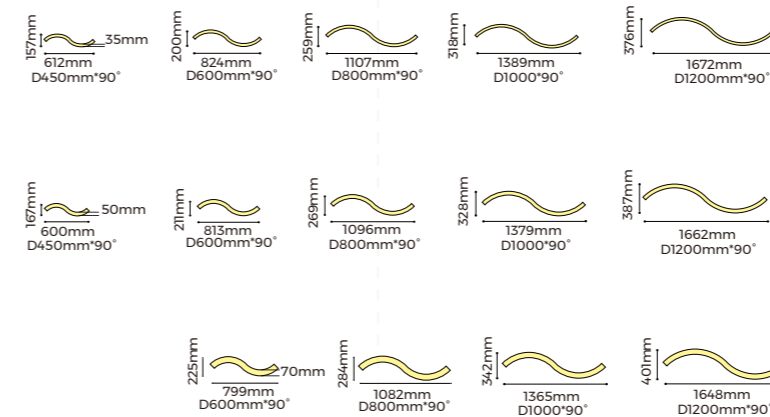


Model:
 W-CE3535D
 W-CE3535P

Model:
 W-CE5035D
 W-CE5035P

Model:
 W-CE7035D
 W-CE7035P

Size selection

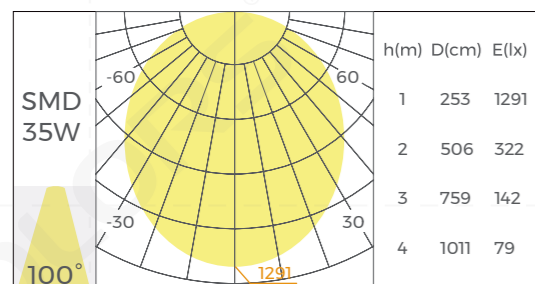


Case 1: For diameters ≤ 1.2m, the lamp is to be produced as complete unit

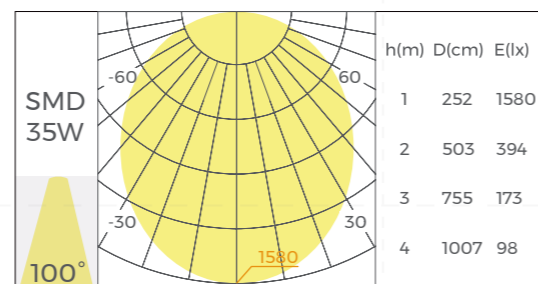
Case 2: For diameter > 1.2m, the lamp is to be divided into parts

Optical parameters

W-CS3535D / W-CS3570D / W-CE3535D

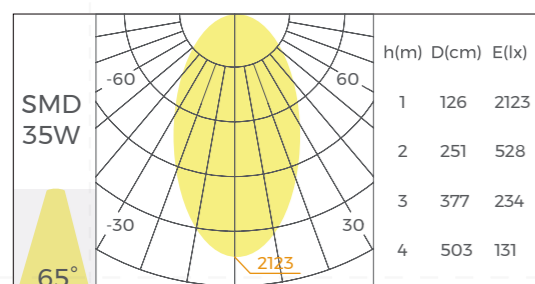


Regular version

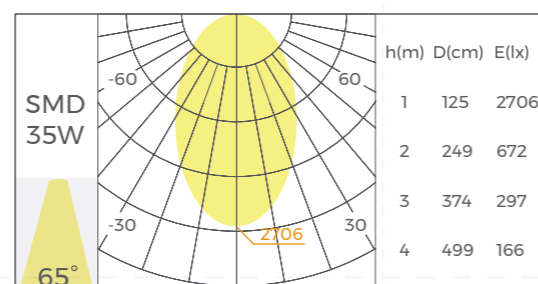


High-efficiency version

W-CS3535P / W-CS3570P / W-CE3535P

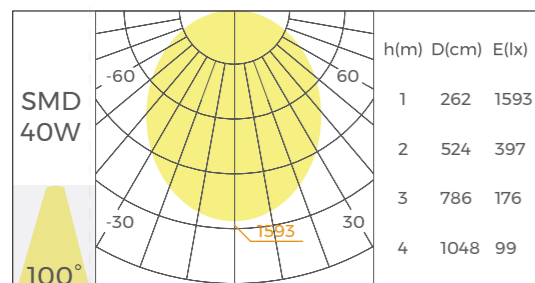


Regular version

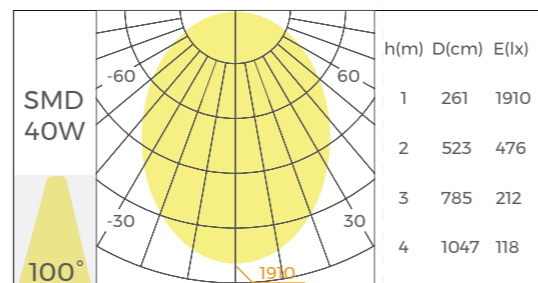


High-efficiency version

W-CS5035D / W-CS5070D / W-CE5035D



Regular version



High-efficiency version

*The above data is based on a 1200mm diameter luminaire with Ra80,4000K.

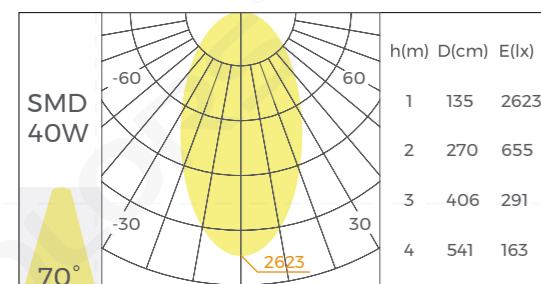
Luminaire Parameters

Model	Optical	Size (mm)	Input Voltage (V)	Input Current (mA)	Type Power (W/PCS)	Lumens-R (LM/PCS)	Lumens-H (LM/PCS)	CRI	CCT	Dimming
W-CS3535D W-CS3570D W-CE3535D	Diffuser	450	AC200-240V	70	13	1300	1560	>80 >90	2700K 3000K 3500K 4000K 5000K 6500K	Non-dimming 1-10V DALI
		600	AC200-240V	90	17	1700	2040			
		800	AC200-240V	120	23	2300	2760			
		1000	AC200-240V	150	29	2900	3480			
		1200	AC200-240V	180	35	3500	4200			
		1500	AC200-240V	230	46	4600	5520			
		2000	AC200-240V	310	62	6200	7440			
W-CS3535P W-CS3570P W-CE3535P	Prismatic	450	AC200-240V	70	13	1105	1365	>80 >90	2700K 3000K 3500K 4000K 5000K 6500K	Non-dimming 1-10V DALI
		600	AC200-240V	90	17	1445	1785			
		800	AC200-240V	120	23	1955	2415			
		1000	AC200-240V	150	29	2465	3045			
		1200	AC200-240V	180	35	2975	3675			
		1500	AC200-240V	230	46	3910	4830			
		2000	AC200-240V	310	62	5270	6510			
W-CS5035D W-CS5070D W-CE5035D	Diffuser	450	AC200-240V	80	15	1500	1800	>80 >90	2700K 3000K 3500K 4000K 5000K 6500K	Non-dimming 1-10V DALI
		600	AC200-240V	100	20	2000	2400			
		800	AC200-240V	140	27	2700	3240			
		1000	AC200-240V	180	35	3500	4200			
		1200	AC200-240V	220	40	4000	5160			
		1500	AC200-240V	270	54	5400	6480			
		2000	AC200-240V	350	70	7000	8400			
3000	AC200-240V	530	105	10500	12600					

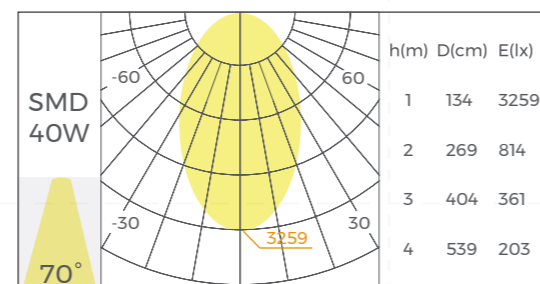
Note:
 1. The output data data is based on white color luminaire with Ra80,4000K;
 2. The tolerance of output data can be vary up to 15%;
 3. The output data is typical value.

Optical parameters

W-CS5035P / W-CS5070P / W-CE5035P

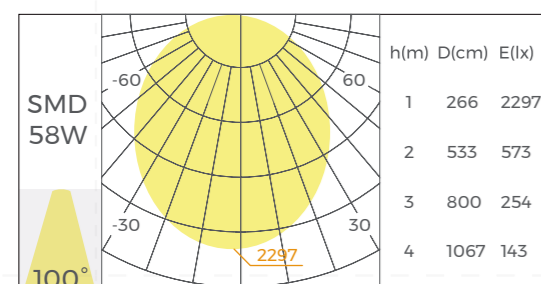


Regular version

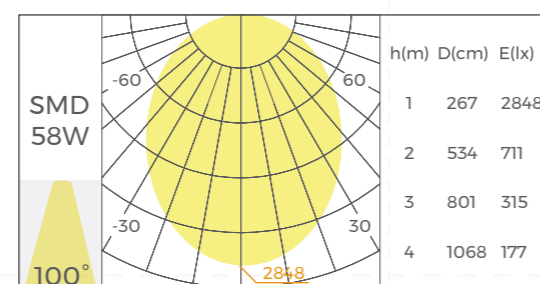


High-efficiency version

W-CS7035D / W-CS7070D / W-CE7035D

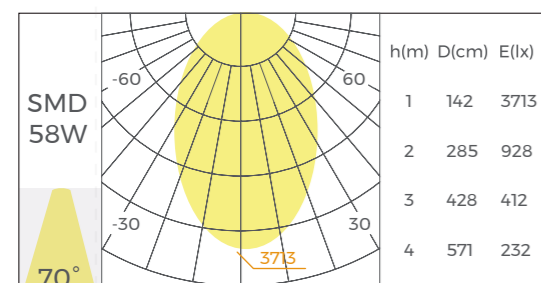


Regular version

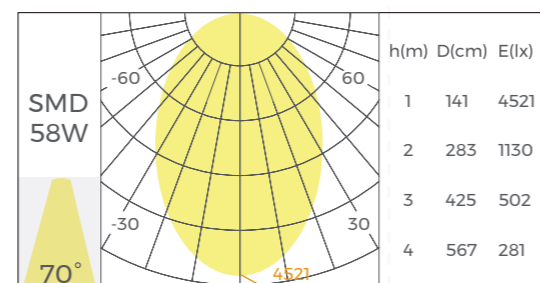


High-efficiency version

W-CS7035P / W-CS7070P / W-CE7035P



Regular version



High-efficiency version

*The above data is based on a 1200mm diameter luminaire with Ra80,4000K.

Luminaire Parameters

Model	Optical	Size (mm)	Input Voltage (V)	Input Current (mA)	Type Power (W/PCS)	Lumens-R (LM/PCS)	Lumens-H (LM/PCS)	CRI	CCT	Dimming
W-CS5035P W-CS5070P W-CE5035P	Prismatic	450	AC200-240V	80	15	1350	1575	>80 >90	2700K 3000K 3500K 4000K 5000K 6500K	Non-dimming 1-10V DALI
		600	AC200-240V	100	20	1800	2100			
		800	AC200-240V	140	27	2430	2835			
		1000	AC200-240V	180	35	3150	3675			
		1200	AC200-240V	220	40	3600	4515			
		1500	AC200-240V	270	54	4860	5670			
		2000	AC200-240V	350	70	6300	7350			
W-CS7035D W-CS7070D W-CE7035D	Diffuser	600	AC200-240V	140	27	2970	3645	>80 >90	2700K 3000K 3500K 4000K 5000K 6500K	Non-dimming 1-10V DALI
		800	AC200-240V	190	38	4180	5130			
		1000	AC200-240V	230	46	5060	6210			
		1200	AC200-240V	290	58	6380	7830			
		1500	AC200-240V	370	74	8140	9990			
		2000	AC200-240V	510	100	11000	13500			
W-CS7035P W-CS7070P W-CE7035P	Prismatic	600	AC200-240V	140	27	2700	3240	>80 >90	2700K 3000K 3500K 4000K 5000K 6500K	Non-dimming 1-10V DALI
		800	AC200-240V	190	38	3800	4560			
		1000	AC200-240V	230	46	4600	5520			
		1200	AC200-240V	290	58	5800	6960			
		1500	AC200-240V	370	74	7400	8880			
		2000	AC200-240V	510	100	10000	12000			
		3000	AC200-240V	750	148	14800	17760			

Note:

1. The output data data is based on white color luminaire with Ra80,4000K;
2. The tolerance of output data can be vary up to 15%;
3. The output data is typical value.

CUSTOMIZATION

Draw your idea, We will light it up!

True personalized customization should not be constrained by product size and shape. Therefore, Infinite Lights can achieve complete customization of both. Simply draw the shape you envision, and we will create a customized lighting fixture for you.



Drawing



Design

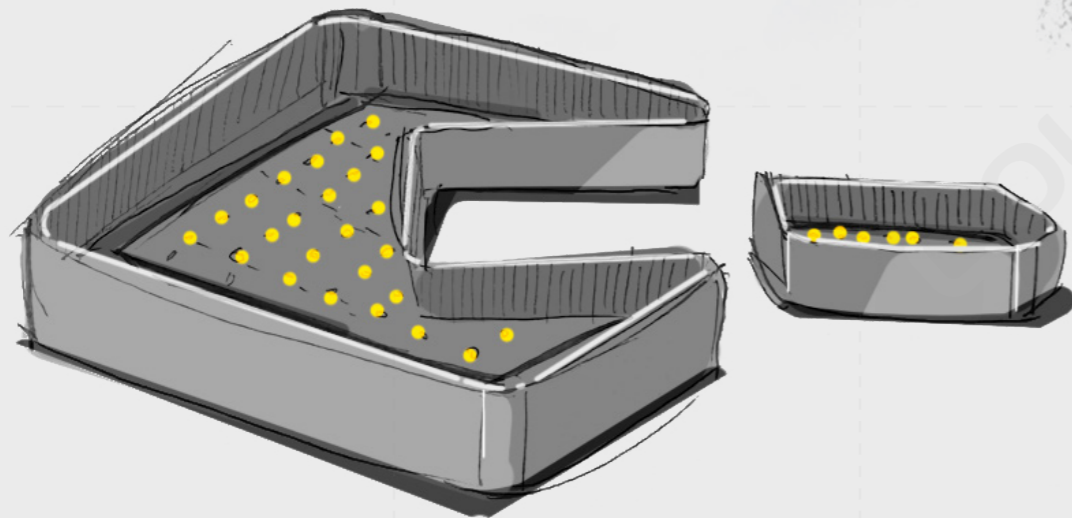


Production



Delivery

We will light it up!

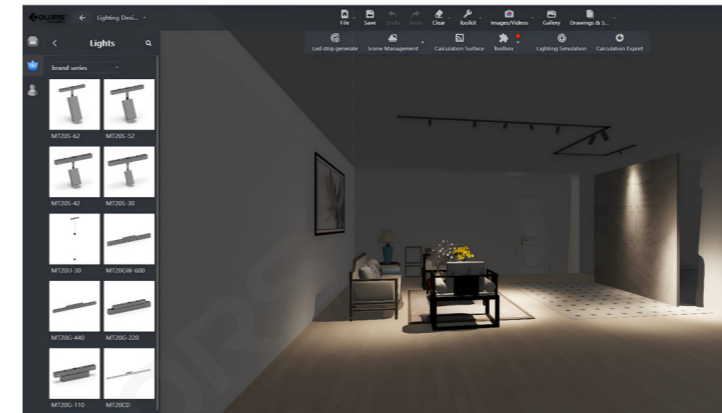


Draw your idea



COLORS Lighting Design Platform

The COLORS lighting design platform integrates all our product models, offering real-time modeling previews, lighting scene rendering, and lighting simulations. Customers can immediately get the prices and place orders after finishing the lighting design, which significantly enhances the efficiency of communication.




Integrate all COLORS product-models

The COLORS lighting design platform integrates all our product models, allowing you to freely create shapes and scenes while providing real-time previews of lighting effects.

Lighting Scene Rendering

Supports real-time rendering of high-quality lighting scene images.



Accurate Lighting Simulation

Supports lighting simulation and generates false-color maps and illuminance diagrams.

Quick Quotation And Ordering

The product list can be added to COLORS online store cart and customers can check the quotation and place orders easily.

Pos	Image	Product Name	Category	Description	Qty	Action
1		LS4073_Linears	Linear Lights	Material: AL6063-T5, spraying surface Coating: Black(RAL5005), White(RAL9003) Lighting direction: downward ...	3	Add to Cart
2		EHS-05_Bank(RAC220V)	Track Lights	Material: AL6063-T5, spraying surface Coating: Black(RAL5005), White(RAL9003) Lighting direction: downward ...	3	Add to Cart

Pos	Image	Product Name	Categories	Description	Qty	Action
1		CL-00	Installation accessory	Applicable product model:LS4073,LS4073L,LS4073LS,LS4073LS,LS4073LS,LS4073LS Installation method: ceiling Material process: iron zinc alloy electroplating Size: 72*14*5,Item Quantity: 3PCS/set	3	Add to Cart



LED LINEAR &
COMMERCIAL
LIGHTING

COLORS

COLORS

COLORS

COLORS

COLORS

COLORS

COLORS

COLORS



Tel: +86-755-2923-1888

E-mail: colors@colorsled.com

Web: www.colorsled.com

Add: 17F, Block B, Building 2, North of Skyworth

Inno Valley, Shiyan town, Bao'an District, Shenzhen